

Infant, Primary & Junior Schools Information Booklet

Co-ordinated Admissions Information Booklet
2021-2022 Academic Year



CONTENTS

	Page
Admission Information	3
Oversubscription Criteria and Admission policy (Community and Voluntary Controlled schools)	4
School Location Maps	6
A-Z of Schools	10



SCHOOLS INFORMATION

Published Admission Number and Previous Applications

The Published Admission Number is the total number of pupils that the school can admit into Reception (or Year 3 for Junior Schools). We have also included for each school the total number of pupils in the school so you can gauge its size. The number of total preferences and first preferences will also help you to see how oversubscribed a school is, as this will tell you how many parents had named a school as one of their preferences on their application form and how many of these had placed it as their first preference.

Admission Policy

Admission policies are set by the Admission Authority for the school (the Local Authority for Community & Voluntary Controlled Schools and the Governing Body for Free, Trust, Foundation, Academies & Voluntary Aided Schools) and are applied for new children entering a school. We have included each school's admission criteria so you are aware before applying for a school place. This will include whether the school has a supplementary information form that you may need to complete and how to obtain this. Each school's admission policy is available from www.gloucestershire.gov.uk/schooladmissions, the school itself, or the school's website. The admission policy for all Community and Voluntary Controlled schools can be found on page 4.

Oversubscription Criteria

If a school receives more preferences than places available, the Admission Authority will place all children in the order in which they could be considered for a place. This will strictly follow the priority order of their oversubscription criteria.

Allocation day statistics are available at www.gloucestershire.gov.uk/schooladmissions

OVERSUBSCRIPTION CRITERIA AND ADMISSION POLICY

COMMUNITY AND VOLUNTARY CONTROLLED SCHOOLS

Primary and Infant schools

Where applications for admission exceed the number of places available, the following criteria will be applied, in the order set out below, to decide which children to admit:

- * A 'looked after child' or a child who was previously looked after but immediately after being looked after became subject to an adoption; child arrangements order or special guardianship order. (See page 10 for definition)
- * Children who will have siblings attending the school at the time the applicant child is admitted. (See page 10 for definition)
- * Children with the strongest geographical claim, measured in a straight line from the ordnance survey address point of the child's home address (including flats) to the ordnance survey address point of the school, using the Local Authority's computerised measuring system, with those living closer to the school receiving the higher priority.

Where points 1 and 2 are oversubscribed, criterion 3 (strongest geographical claim based on straight line distance) will be used to determine which child is offered a place.

In the event of a tie between two or more children when applying criterion 3 (strongest geographical claim based on straight line distance) where there are not enough places available to offer all children a place at the school, a process of random allocation will be followed by the Local Authority.

This is a manual process which is overseen by an independent person from the Legal Services Team.



Junior schools

All Community and Voluntary Controlled junior schools use the following criteria to admit children into Year 3:

Where applications for admission exceed the number of places available, the following criteria will be applied, in the order set out below, to decide which children to admit:

- * A 'looked after child' or a child who was previously looked after but immediately after being looked after became subject to an adoption; child arrangements order or special guardianship order. (See page 10 for definition)
- * In the case of companion infant and junior schools, priority will be given to pupils attending the companion infant school.
- * Children who will have siblings attending the school at the time the applicant child is admitted.
- * Children who will have siblings attending the companion infant school at the time the applicant child is admitted. (See page 10 for definition)
- * Children with the strongest geographical claim, measured in a straight line from the ordnance survey point of the child's home to an ordnance survey point of the school/academy, using the Local Authority's computerised measuring system, with those living closer to the school receiving the higher priority.

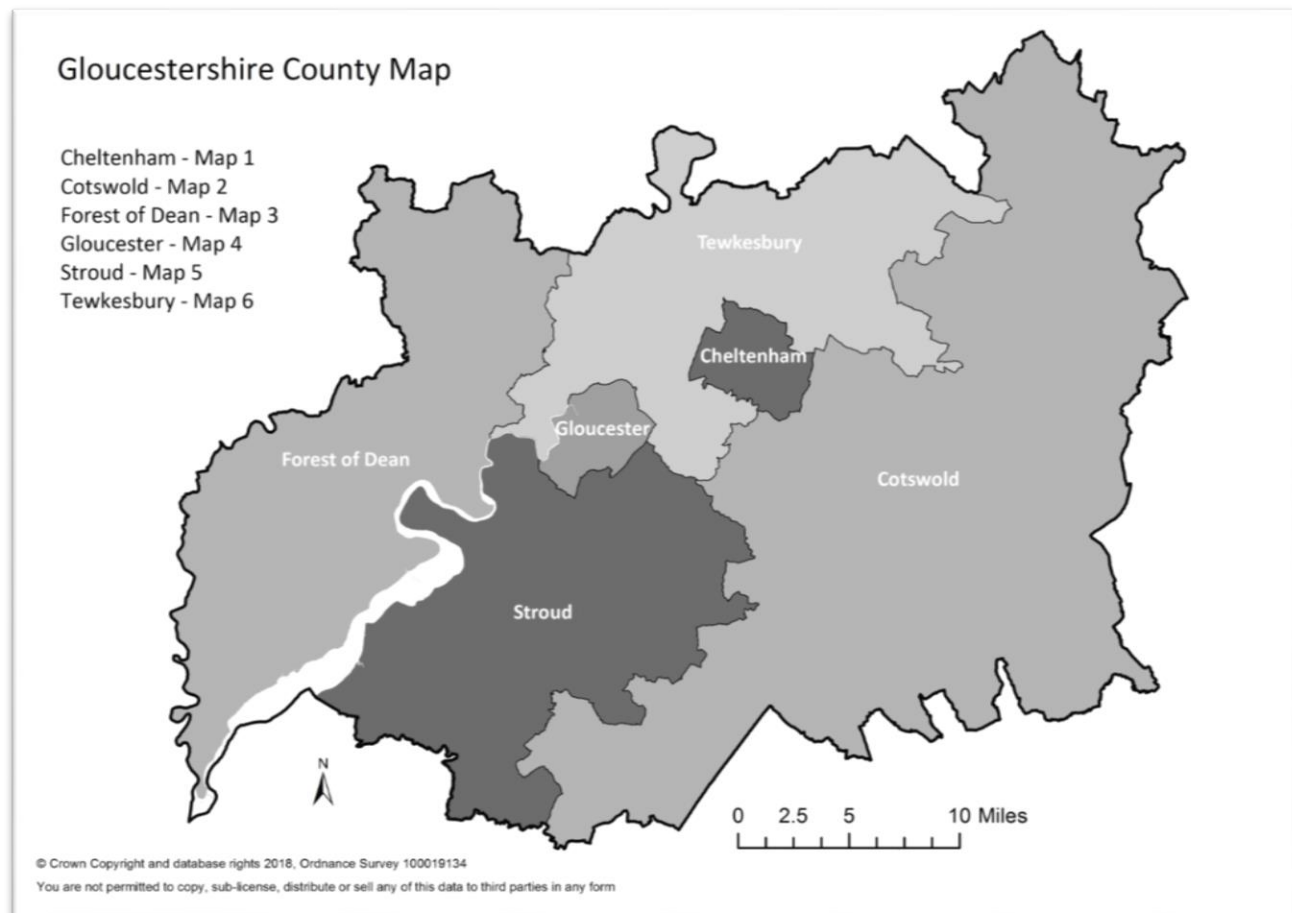
Where any particular category at points 1-4 above is oversubscribed, criterion 5 (strongest geographical claim based on straight line distance) will be used to determine which child is offered a place.

In the event of a tie between two or more children when applying criterion 5 (strongest geographical claim based on straight line distance) where there are not enough places available to offer all children a place at the school, a process of random allocation will be followed by the Local Authority. This is a manual process which is overseen by an independent person from the Legal Services Team.

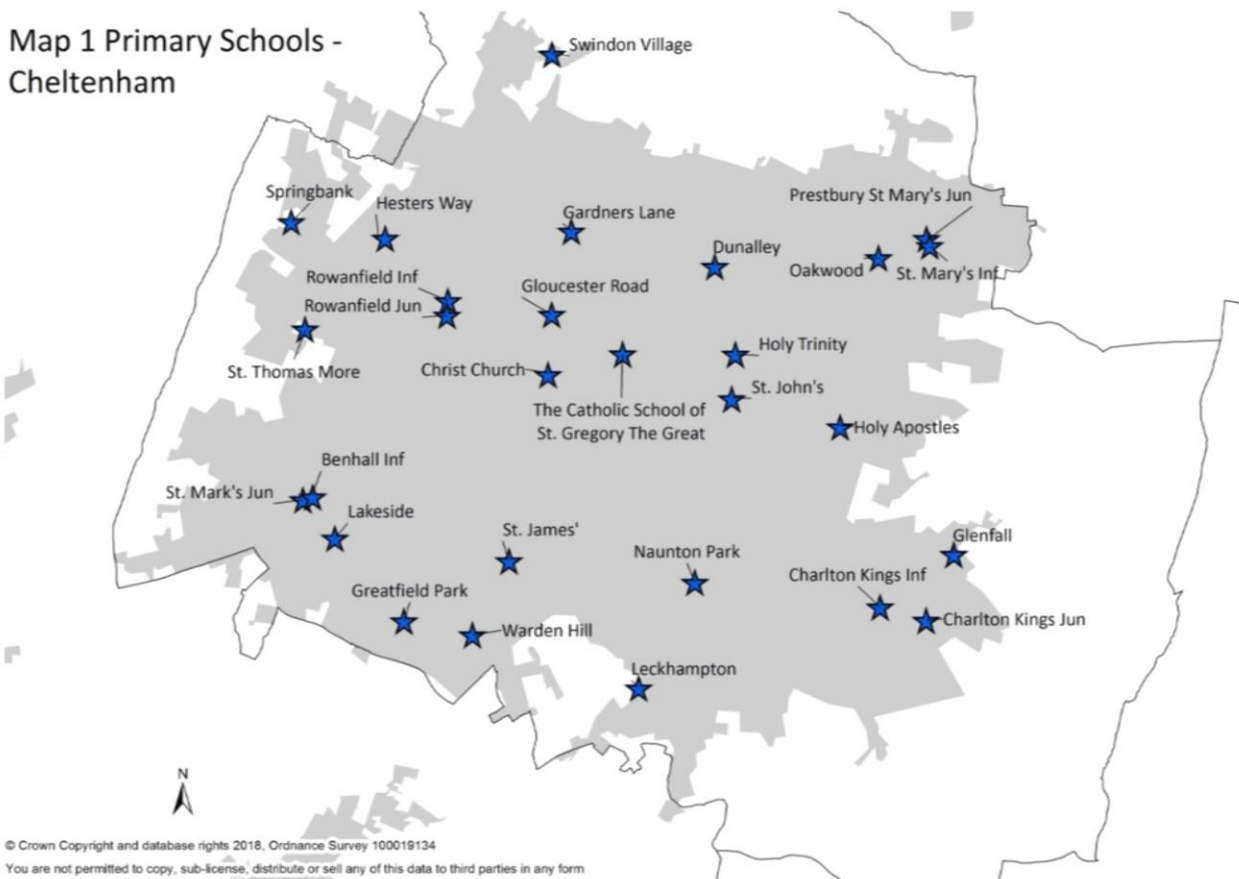


SCHOOL LOCATION MAPS

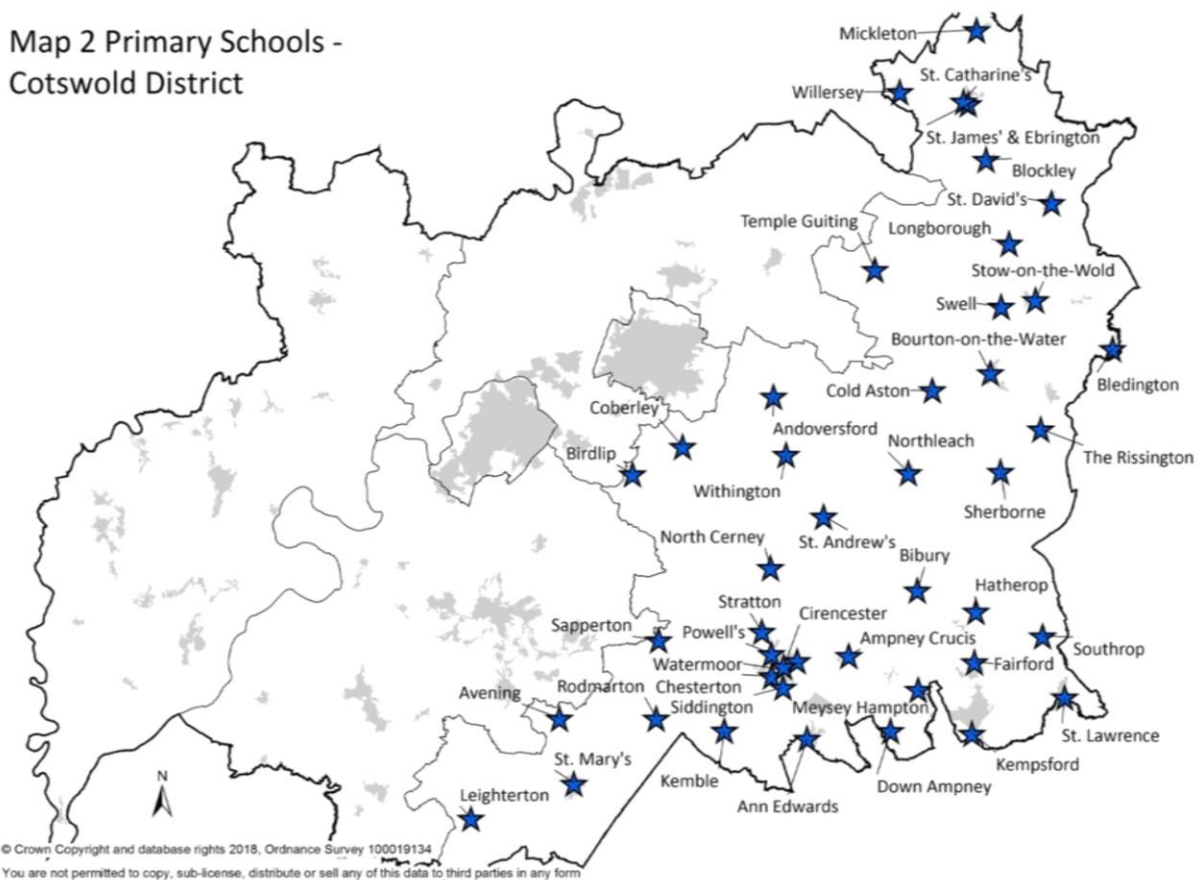
FOR ALL INFANT, PRIMARY AND JUNIOR SCHOOLS IN
GLOUCESTERSHIRE



**Map 1 Primary Schools -
Cheltenham**



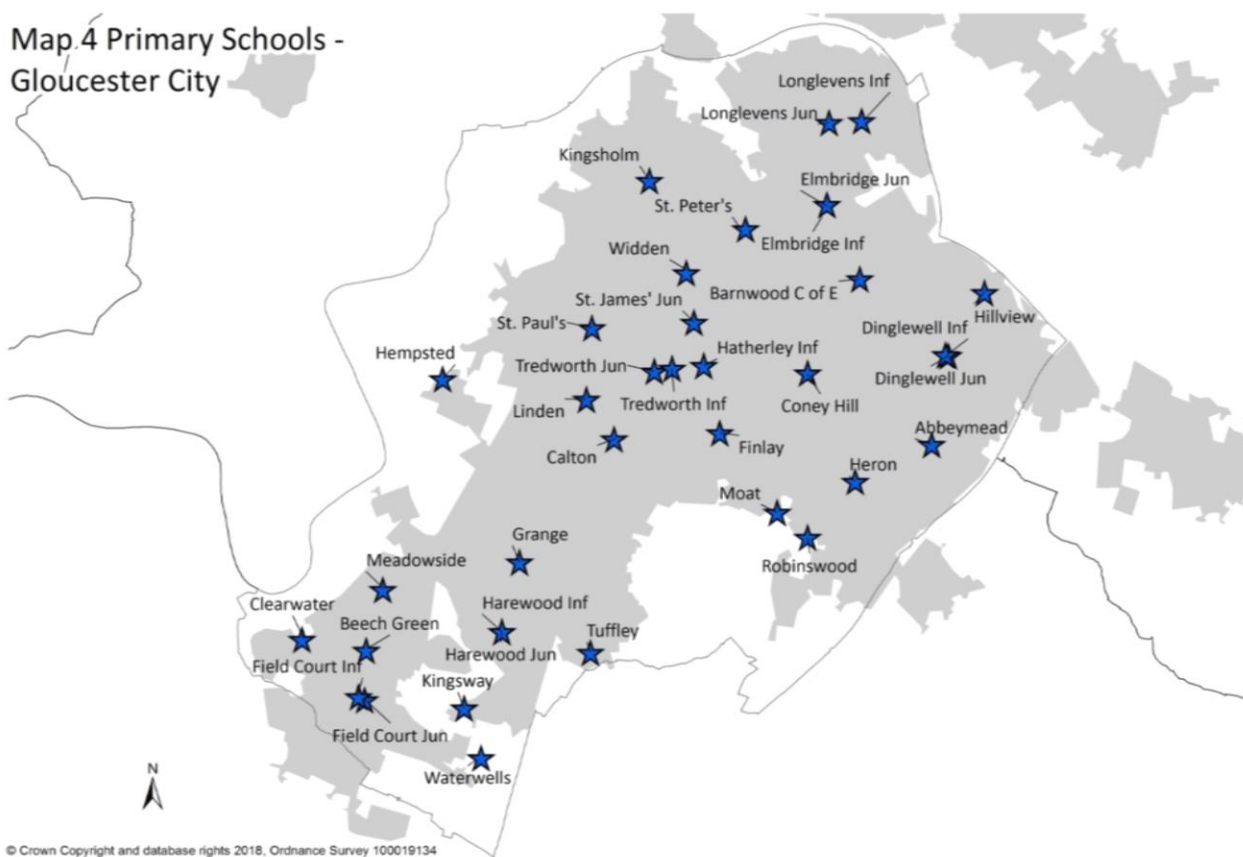
**Map 2 Primary Schools -
Cotswold District**



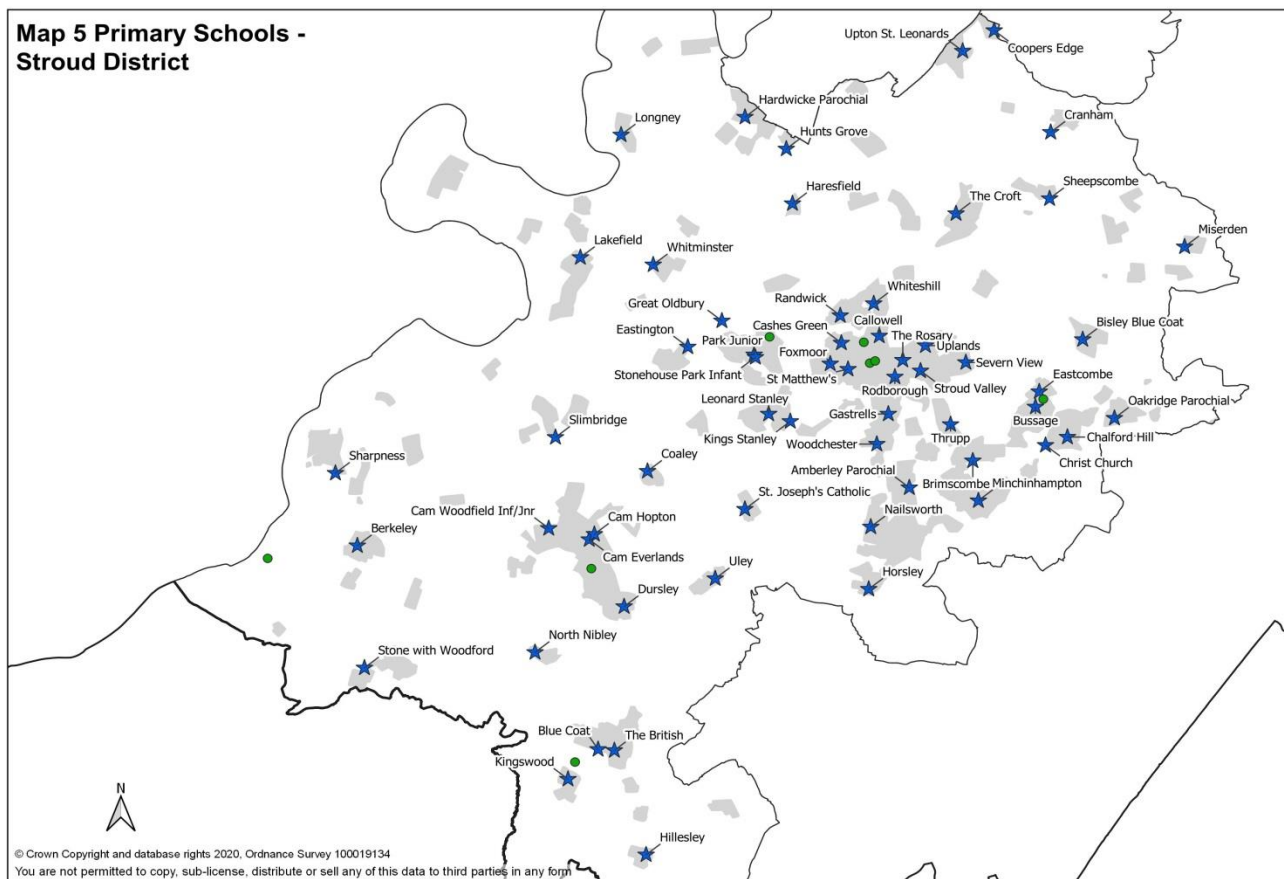
**Map 3 Primary Schools -
Forest of Dean**



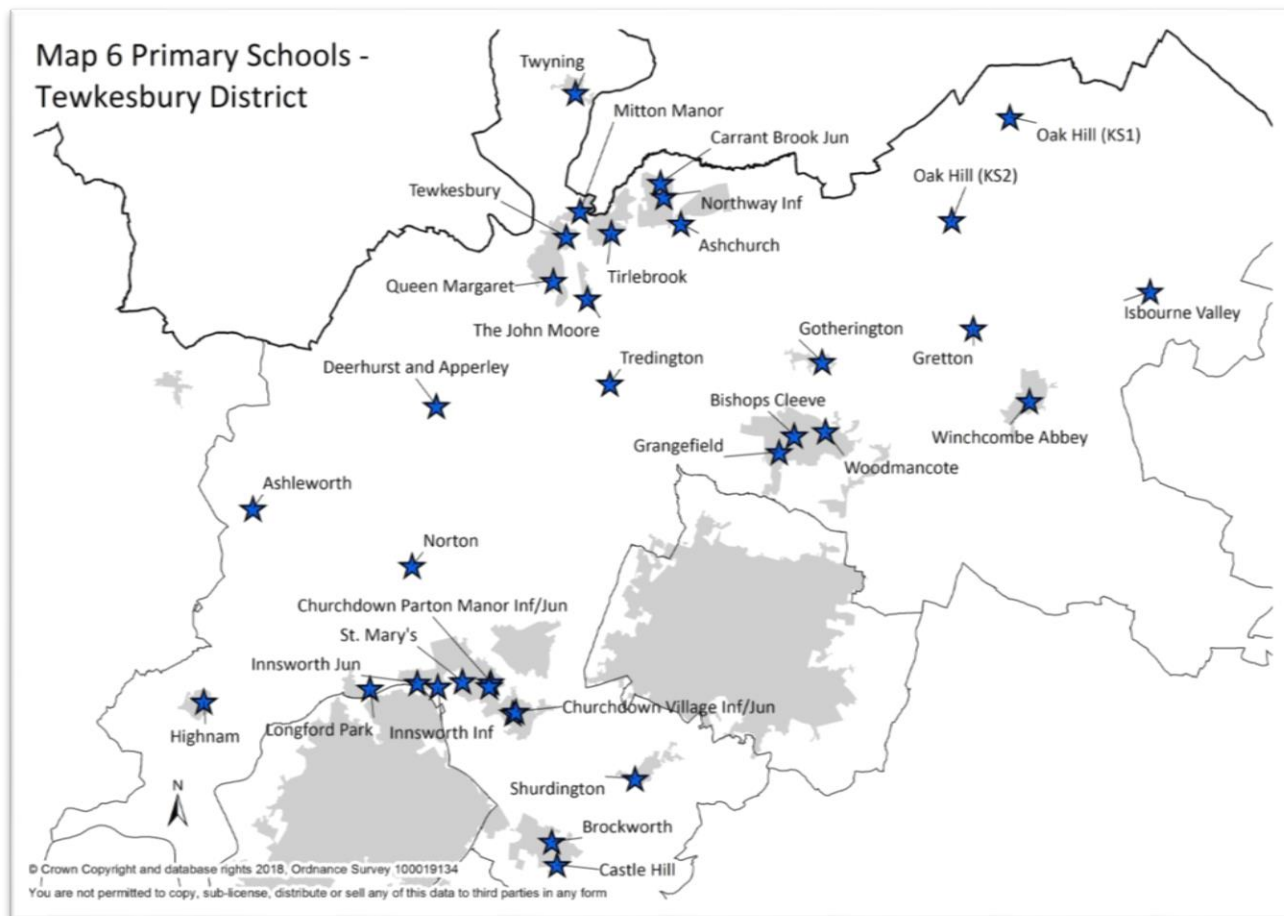
**Map 4 Primary Schools -
Gloucester City**



**Map 5 Primary Schools -
Stroud District**



**Map 6 Primary Schools -
Tewkesbury District**



A-Z of schools

Criteria Definition

Looked After Children / Previously Looked After Children :

A 'looked after child' (1) or a child who was previously looked after but immediately after being looked after became subject to an adoption(2) child arrangements order (residency order) (3) or special guardianship order (4) .

- (1) *A 'looked after child' is a child who is (a) in the care of a local authority, or (b) being provided with accommodation by a local authority in the exercise of their social services functions (see the definition in Section 22(1) of the Children Act 1989) at the time of making an application to a school. In Gloucestershire, such children are referred to as Children in Care.*
- (2) *This includes children who were adopted under the Adoption Act 1976 (see section 12 adoption orders) and children who were adopted under the Adoption and Children Act 2002 (see section 46 adoption orders).*
- (3) *Under the provisions of s.12 of the Children and Families Act 2014, which amend section 8 of the Children Act 1989, residence orders have now been replaced by child arrangements orders.*
- (4) *See Section 14A of the Children Act 1989 which defines a 'special guardianship order' as an order appointing one or more individuals to be a child's special guardian (or special guardians).*

Sibling

Unless otherwise stated in the individual school criteria sibling refers to brother or sister, half brother or sister, adopted brother or sister, step brother or sister, or the child of the parent/carer's partner as well as children who are brought together as a family by a same sex civil partnership. In every case, the child must be living in the same family unit at the same address. The older child must be continuing to attend when the younger child is admitted.

In the case of infant schools unless otherwise stated in the school criteria a sibling connection is also established if an older child will be or is already attending the companion junior school

Abbeymead Primary School

Telephone: 01452 371710

Headteacher: Mr Julian Pass

Email: secretary@abbeymead.gloucs.sch.uk

Website: www.abbeymead.gloucs.sch.uk

Address: Mead Road, Abbeymead, Gloucester GL4 5YS

Category of School:	Primary
Status of School:	Community
Age Range	4-11
Published Admission Number:	60
No. of pupils on roll Jan 2020:	447
Total No. of Preferences for Sept. 2020:	240
No. of 1st Preferences for September, 2020:	63

Admission Policy for September, 2021

1. Looked after children or previously looked after children.
2. Siblings.
3. Home to school distance (measured in a straight line).

Supplementary Application Form Required? No

Amberley Parochial School

Telephone: 01453 873349

Headteacher: Miss Sharon Cale

Email: head@amberley.gloucs.sch.uk

Website: www.amberleyschool.co.uk

Address: Culver Hill, Amberley, Stroud, Gloucestershire GL5 5JG

Category of School:	Primary
Status of School:	Voluntary Aided
Age Range	4-11
Published Admission Number:	15
No. of pupils on roll Jan 2020:	103
Total No. of Preferences for Sept. 2020:	56
No. of 1st Preferences for September, 2020:	9

Admission Policy for September, 2021

1. Looked after children or previously looked after children.
2. Children who have siblings attending the school and who will continue to do so when the younger child is admitted. For this purpose, sibling refers to brother or sister, half brother or sister, adopted brother or sister, step brother or sister, or the child of the parent/carer's partner, and in every case, the child must be living in the same family unit at the same address.
3. Children living in the Ecclesiastical Parish of Holy Trinity Church Amberley. A map showing the parish boundary is available for viewing in the school office.
4. Children of parents who are regular members of Amberley Church congregation. We define regular members as parents who attend Holy Trinity Church, Amberley at least once a month for twelve months to be verified to the governors in writing by members of Amberley Church Council.
5. Children for whom only one particular school is appropriate due to an exceptional medical condition. Applications under this criterion will only be considered if they are supported by a written statement from the child's doctor which must demonstrate that there is a very specific connection between the medical need and the facilities or resources of the school.

6. Children with the strongest geographical claim, measured in a straight line from the Ordnance Survey Address Point of the School to the Ordnance Survey Address Point of the applicant's home using the Local Authority's computerised measuring system, with those living closer to the school receiving higher priority.

Where any particular category at points 1-5 is oversubscribed, criterion 6 (strongest geographical claim based on straight line distance) will be used to determine which child will be offered a place.

In the event of a tie between two or more children when applying criterion 6 (strongest geographical claim based on straight line distance) where there are not enough places available to offer all children a place at the school, a process of random allocation will be followed by the Governing Body.

In the event of the school being oversubscribed a Waiting List will be held for the first term, i.e. until the December break.

Supplementary Form Required:

See criteria 4 and 5 above

Ampney Crucis C of E Primary School

Telephone: 01285 851440

Headteacher: Mrs T Wood

Email: admin@ampneycrucis.gloucs.sch.uk

Website: www.ampneycrucis.gloucs.sch.uk

Address: School Lane, Ampney Crucis, GL7 5SD

Category of School:

Primary

Status of School:

Voluntary Aided

Age Range

4-11

Published Admission Number:

15

No. of pupils on roll Jan 2020:

90

Total No. of Preferences for Sept. 2020:

28

No. of 1st Preferences for September, 2020:

8

Admission Policy for September, 2021

1. Looked after children or previously looked after children.
2. Children who have a sibling attending the school and who will continue to do so when the younger child is admitted. For this purpose, sibling refers to brother or sister, half brother or sister, adopted brother or sister, step brother or sister, or the child of the parent/carer's partner as well as children who are brought together as a family by a same sex civil partnership. In every case, the child must be living in the same family unit at the same address, at the time of application.
3. Children of families living in the ecclesiastical parishes of Ampney Crucis, Ampney St. Peter, Ampney St. Mary, Harnhill, Drifffield, Barnsley, Down Ampney and Poulton.
(The local Rector can be contacted in the event of clarification of parish boundaries being needed).
4. Children of families whose parents are active members of a local Church of England church in the above parishes, but who do not live in the above parishes. We define a family to be active members of the church if the family attends church at least 6 times a year. A letter of support from the minister will be required.
5. Children of families whose parents are active members of a local church that is a member of Churches Together in England, in the above parishes, but who do not live in the above parishes. We define a family to be active members of the church if the family attends church at least 6 times a year. A letter of support from the minister will be required.
6. Children of families who live outside the above parishes.

In the event of over-subscription in any of the categories above, places will be offered to children with the strongest geographical claim, measured in a straight line from the ordnance survey point of the child's home address (including flats) to the ordnance point of the school, using the Local authority's computerised measuring system, with those living closer to the school receiving higher priority.

Tie-Break Situation

Where any particular category at points 1-6 is over-subscribed, criterion 7 (strongest geographical claim based on straight line distance) will be used to determine which child will be offered a place.

In the event of a tie between two or more children when applying criterion 7 where there are not enough places available to offer all children a place at the school, a process of random allocation will be followed by the Governing Body.

Supplementary Form Required: See criteria 4 and 5 above

Andoversford Primary School

Telephone: 01242 820407

Headteacher: Mrs Rachel Bradley-McKay

Email: admin@andoversford.gloucs.sch.uk

Website: www.andoversford.gloucs.sch.uk

Address: Old Gloucester Road, Andoversford, Cheltenham, Glos GL54 4HR

Category of School:	Primary
Status of School:	Foundation
Age Range	4-11
Published Admission Number:	15
No. of pupils on roll Jan 2020:	84
Total No. of Preferences for Sept. 2020:	18
No. of 1st Preferences for September, 2020:	8

Admission Policy for September, 2021

1. Looked after children or previously looked after children.
2. A child with one or more sibling already attending the school. A sibling is a brother or sister, half-brother or half-sister, adopted brother or adopted sister, step brother or step sister, or the child of the parent's/carer's partner. The child should be living in the same family unit at the same address. The older child must be continuing to attend when the younger child is admitted.
3. Geographical claim. Places will be allocated to children with the strongest geographical claim, measured in a straight line from the 'Ordnance Survey Point' of the children's home address to the 'Ordnance Survey Point' in the school. The measurement will be taken using the Local Authorities computerised measuring system, with those living closest to the school, receiving highest priority.

Supplementary Form Required: No

Ann Cam C of E Primary School

Telephone: 01531 890424

Headteacher: Mr Chris Ward

Email: head@anncam.gloucs.sch.uk

Website: www.anncam.gloucs.sch.uk

Address: Bayfield Gardens, Dymock, Gloucestershire GL18 2BH

Category of School:	Primary
Status of School:	Voluntary Aided
Age Range	4-11
Published Admission Number:	15
No. of pupils on roll Jan 2020:	101
Total No. of Preferences for Sept. 2020:	45
No. of 1st Preferences for September, 2020:	23

Admission Policy for September, 2021

1. Looked after children or previously looked after children.
2. Location: Where the family live in the ecclesiastical parishes of Dymock (including Ryton), Preston, Donnington and Kempley.* (A map showing these parishes is available from the school.)
3. Siblings: Children who have brothers or sisters attending the school and who will continue to do so when the younger child is admitted. A “sibling” is defined as a brother or sister, half-brother or sister, adopted brother or sister, step brother or sister, or the child of the parent’s/carer’s partner, and in every case, the child must be living in the same family unit at the same address.”
4. Denomination: Where the parents or guardian seek specifically Church of England teaching, and where the family has an active connection with their local church. In this case, a letter of reference is required from the priest –in – charge, confirming that the parents and child attend regular worship and are involved in the church community. Regular worship is defined as attending at least two services per calendar month. The letter should be sent to the Chair of Governors at Ann Cam C of E Primary School by 4th January 2021.
5. Other denominations or faiths: Where the family have an active connection with another denomination or faith. As in 4) a letter of reference is required from the religious leader, confirming regular worship and involvement in the relevant faith community. The letter should be sent to the Chair of Governors at Ann Cam C of E Primary School by 4th January 2021.
* Where one of the above named parish boundaries runs along the centre of a road, the governors agree to admit children from both sides of the road, providing the houses are no more than 30 metres from the road.
6. Children with the strongest geographical claim, measured in a straight line from the ordnance survey address point of the child's home address (including flats) to the ordnance survey address point of the school, using the Local Authority's computerised measuring system, with those living closer to the school receiving the higher priority.

Where any particular category at points 1 to 5 is oversubscribed, criterion 6 (strongest geographical claim based on straight line distance) will be used to determine which child will be offered a place.

In the event of a tie between two or more children when applying criterion e (strongest geographical claim based on straight line distance) where there are not enough places available to offer all children a place at the school, a process of random allocation will be followed by the Governing Body.

** In the event that during the period specified for attendance at worship the church or, in relation to those of other faiths, relevant place of worship has been closed for public worship and has not provided alternative premises for that worship, the requirements of these [admissions] arrangements in relation to attendance will only apply to the period when the church or in relation to those of other faiths, relevant place of worship or alternative premises have been available for public worship”.*

Supplementary Form Required: See criteria 4 and 5 above

Ann Edwards C of E Primary School

Telephone: 01285 860335 **Headteacher:** TBA
Email: admin@annedwardsprimary.co.uk
Website: www.annedwards.gloucs.sch.uk
Address: Berkeley Close, South Cerney, Glos, GL7 5UW

Category of School:	Primary
Status of School:	Voluntary Controlled
Age Range	4-11
Published Admission Number:	45
No. of pupils on roll Jan 2020:	267
Total No. of Preferences for Sept. 2020:	38
No. of 1st Preferences for September, 2020:	26

Admission Policy for September, 2021

1. Looked after children or previously looked after children.
2. Siblings.
3. Home to school distance (measured in a straight line).

Supplementary Application Form Required? No

Ashchurch Primary School

Telephone: 01684 292376 **Headteacher:** Mr Richard Gibson
Email: admin@ashchurch.gloucs.sch.uk
Website: www.ashchurchprimary.co.uk
Address: Ashchurch, Tewkesbury, Glos. GL20 8LA

Category of School:	Primary
Status of School:	Community
Age Range	4-11
Published Admission Number:	21
No. of pupils on roll Jan 2020:	134
Total No. of Preferences for Sept. 2020:	61
No. of 1st Preferences for September, 2020:	24

Admission Policy for September, 2021

1. Looked after children or previously looked after children.
2. Siblings.
3. Home to school distance (measured in a straight line).

Supplementary Application Form Required? No

Ashleworth C of E Primary School

Telephone: 01452 700340 **Headteacher:** Michelle Kelly
Email: admin@ashleworth.gloucs.sch.uk
Website: www.ashleworthprimaryschool.org
Address: The Green, Ashleworth, Gloucestershire, GL19 4HT

Category of School:	Primary
Status of School:	Voluntary Controlled
Age Range	4-11
Published Admission Number:	8
No. of pupils on roll Jan 2020:	37
Total No. of Preferences for Sept. 2020:	15

No. of 1st Preferences for September, 2020: <5

Admission Policy for September, 2021

1. Looked after children or previously looked after children.
2. Siblings.
3. Home to school distance (measured in a straight line).

Supplementary Application Form Required? No

Avening Primary School

Telephone: 01453 833191

Headteacher: Mrs Jane Rushton

Email: admin@avening.gloucs.sch.uk

Website: www.avening.gloucs.sch.uk

Address: High Street, Avening, Nr Tetbury, Glos. GL8 8NF

Category of School:	Primary
Status of School:	Community
Age Range	4-11
Published Admission Number:	16
No. of pupils on roll Jan 2020:	114
Total No. of Preferences for Sept. 2020:	30
No. of 1st Preferences for September, 2020:	13

Admission Policy for September, 2021

1. Looked after children or previously looked after children.
2. Siblings.
3. Home to school distance (measured in a straight line).

Supplementary Application Form Required? No

Aylburton C of E Primary School

Telephone: 01594 842426

Exec Headteacher: Mrs Rachel Dare

Email: admin@aylburton.gloucs.sch.uk

Website : www.aylburtoncofe.co.uk

Address: Church Road, Aylburton, Lydney, Gloucestershire, GL15 6DB

Category of School:	Primary School
Status of School:	Academy (wef 01/10/2020)
Age Range	4-11
Published Admission Number:	10
No. of pupils on roll Jan 2020:	67
Total No. of Preferences for Sept. 2020:	36
No. of 1st Preferences for September, 2020:	6

Admission Policy for September, 2021

1. Looked after children or previously looked after children.
2. Siblings.
3. Home to school distance (measured in a straight line).

Supplementary Application Form Required? No

Barnwood C of E Primary School

Telephone: 01452 617135

Headteacher: Mrs Julia Matson

Email: admin@barnwood.gloucs.sch.uk

Website: www.barnwoodprimary.co.uk

Address: Colin Road, Barnwood, Gloucester GL4 3JP

Category of School:	Primary
Status of School:	Voluntary Aided
Age Range	4-11
Published Admission Number:	30
No. of pupils on roll Jan 2020:	205
Total No. of Preferences for Sept. 2020:	92
No. of 1st Preferences for September, 2020:	25

Admission Policy for September, 2021

1. Looked after children or previously looked after children.
2. Children who will have siblings attending the school at the time the applicant child is admitted. For this purpose the term 'sibling' refers to brother or sister, half brother or sister, adopted brother or sister, step brother or sister, or the child of the parent/carer's partner, as well as children who are brought together as a family by a same sex civil partnership. In every case, the child must be living in the same family unit at the same address, at the time of application...
3. Children who attend St. Lawrence, Barnwood with at least one parent who, over at least two years prior to application for a place at the school, has been committed to the worshipping life of St. Lawrence Church, Barnwood.
4. Children living in the ecclesiastical Parish of Barnwood who attend with at least one parent, and who, over at least two years prior to application, has been committed to the worshipping life of another Church or Christian fellowship subscribing to the historic creeds.
5. Children with the strongest geographical claim, measured in a straight line from the ordnance survey address point of the child's home address (including flats) to the ordnance survey address point of the school, using the Local Authority's computerised measuring system, with those living closer to the school receiving the higher priority.

Where any particular category at points 1-4 above is oversubscribed, criterion 5 (strongest geographical claim based on straight line distance) will be used to determine which child is offered a place.

In the event of a tie between two or more children when applying criterion 5 (strongest geographical claim based on straight line distance) where there are not enough places available to offer all children a place at the school, a process of random allocation will be followed by the Local Authority. This will be in the form of a manual process which is overseen by an independent person from the Council's Legal Services.

For criteria 3 and 4 parents should submit the relevant form signed by their Vicar or Minister (and previous Minister if new to the area). The form will need to clearly state whether or not the parents fulfil the criteria for Church commitment. By 'committed to the worshipping life' of the Church the Governors mean attendance should be at least once a month over a period of two years prior to application.

*In the event that during the period specified for attendance at worship the church [or, in relation to those of other faiths, relevant place of worship] has been closed for public worship and has not provided alternative premises for that worship, the requirements of these [admissions] arrangements in relation to attendance will only apply to the period when the church [or in relation to those of other faiths, relevant place of worship] or alternative premises have been available for public worship.)

Supplementary Form Required: Yes – see criteria 3 and 4

Available From:
Date to be Returned:
Where to be Returned:

School Office or School Website
15th January 2021
School Office

Beech Green Primary School

Telephone: 01452 722363
Email: admin@beechgreen.gloucs.sch.uk
Website: www.beechgreenprimary.co.uk
Address: St James', Quedgeley, Gloucester GL2 4WD

Headteacher: Julie Poulson

Category of School:	Primary
Status of School:	Community
Age Range	4-11
Published Admission Number:	60
No. of pupils on roll Jan 2020:	410
Total No. of Preferences for Sept. 2020:	162
No. of 1st Preferences for September, 2020:	46

Admission Policy for September, 2021

1. Looked after children or previously looked after children.
2. Siblings.
3. Home to school distance (measured in a straight line).

Supplementary Application Form Required? No

Benhall Infant School

Telephone: 01242 234717
Email: admin@benhall.gloucs.sch.uk
Website: www.benhallinfantschool.co.uk
Address: Robert Burns Avenue, Cheltenham, Glos. GL51 6PS

Headteacher: Mrs Wendy Richmond

Category of School:	Infant
Status of School:	Community
Age Range	4-7
Published Admission Number:	60
No. of pupils on roll Jan 2020:	180
Total No. of Preferences for Sept. 2020:	195
No. of 1st Preferences for September, 2020:	69

Admission Policy for September, 2021

1. Looked after children or previously looked after children.
2. Siblings.
3. Home to school distance (measured in a straight line).

Supplementary Application Form Required? No

Berkeley Primary School

Telephone: 01453 810254
Email: admin@berkeley.gloucs.sch.uk
Website : www.berkeleyprimary.org.uk
Address: Marybrook Street, Berkeley, Gloucestershire, GL13 9AZ

Headteacher: Miss Alexandra Robbins

Category of School:	Primary School
Status of School:	Academy
Age Range	4-11
Published Admission Number:	30
No. of pupils on roll Jan 2020:	174
Total No. of Preferences for Sept. 2020:	35
No. of 1st Preferences for September, 2020:	29

Admission Policy for September, 2021

1. Looked after children or previously looked after children.
2. Children with siblings attending the school where the sibling was admitted prior to the changes of the 2018 policy.
3. Children for whom Berkeley Primary School is the nearest primary school by road and who will have siblings attending the school at the time when the youngest child is admitted
4. Children for whom Berkeley Primary School is the nearest primary school by road.
5. Children who will have siblings attending the school at the time when the youngest child is admitted for whom Berkeley Primary School is not the nearest primary school.
6. Children for whom Berkeley Primary School is not the nearest primary school.

If there is insufficient space for all children in any one of the above priorities then places will be allocated to those with the strongest geographical claim, measured by road using the AA route planner. In the event of two or more applicants being the same distance from the school when insufficient places are available, the Local Authority measuring tool for admissions will be applied, using the as the crow flies principle. Those living closer to the school receive the higher priority.

Supplementary Form Required: No

Berry Hill Primary School

Telephone: 01594 832262

Headteacher: Mrs Sally Hunt

Email: headteacher@berryhill.gloucs.sch.uk

Website: www.berryhill.gloucs.sch.uk

Address: Nine Wells Road, Berry Hill, Coleford, Gloucestershire, GL16 7AT

Category of School:	Primary School
Status of School:	Trust
Age Range	4-11
Published Admission Number:	30
No. of pupils on roll Jan 2020:	187
Total No. of Preferences for Sept. 2020:	51
No. of 1st Preferences for September, 2020:	30

Admission Policy for September, 2021

1. Looked after children or previously looked after children.
2. Children who will have siblings attending the school at the time the applicant child is admitted. Sibling refers to brother or sister, half brother or sister, adopted brother or sister, step brother or sister, or the child of the parent/carer's partner as well as children who are brought together as a family by a same sex civil partnership. In every case, the child must be living in the same family unit at the same address, at the time of application.
3. Children with the strongest geographical claim, measured in a straight line from the ordnance survey address point of the child's home address (including flats) to the ordnance survey address point of the school, using the Local Authority's computerised measuring system, with those living closer to the school receiving the higher priority. Measuring distances are used with Ordnance Survey Points not centre points or front door/gates etc.

Where any particular category at points 1-2 above is oversubscribed, criterion 3 (strongest geographical claim based on straight line distance) will be used to determine which child is offered a place.

In the event of a tie between two or more children when applying criterion 3 (strongest geographical claim based on straight line distance) where there are not enough places available to offer all children a place at the school, a process of random allocation will be followed by the Governing Body. This will be in the form of a manual process which is overseen by an independent person. Where twins or children from multiple births are part of a random allocation process they will be considered as one applicant.

Supplementary Form Required: No

Bibury C of E Primary School

Telephone: 01285 740268

Email: admin@bibury.gloucs.sch.uk

Website: www.bibury.gloucs.sch.uk

Address: Church Road, Bibury, Glos. GL7 5NR

Headteacher: Mrs Suki Pascoe

Category of School:

Primary

Status of School:

Academy

Age Range

4-11

Published Admission Number:

7

No. of pupils on roll Jan 2020:

38

Total No. of Preferences for Sept. 2020:

8

No. of 1st Preferences for September, 2020:

<5

Admission Policy for September, 2021

1. Looked after children or previously looked after children.
2. Children who will have siblings attending the school at the time the applicant child is admitted.
3. Children with the strongest geographical claim, measured in a straight line from the ordnance survey address point of the child's home address* (including flats) to the ordnance survey address point of the school, using the Local Authority's computerised measuring system, with those living closer to the school receiving the higher priority.

Where any particular category at points 1-2 above is oversubscribed, criterion 3 (strongest geographical claim based on straight line distance) will be used to determine which child is offered a place.

In the event of a tie between two or more children when applying criterion 3 (strongest geographical claim based on straight line distance) where there are not enough places available to offer all children a place at the school, a process of random allocation will be followed by the Local Authority. This will be in the form of a manual process which is overseen by an independent person from the Council's Legal Services.

Supplementary Application Form Required? No

Birdlip Primary School

Telephone: 01452 862331

Email: admin@birdlip.gloucs.sch.uk

Website: www.birdlipprimary.co.uk

Address: Birdlip, Gloucestershire, GL4 8JH

Headteacher: Mr David Metcalf

Category of School:	Primary
Status of School:	Community
Age Range	4-11
Published Admission Number:	15
No. of pupils on roll Jan 2020:	106
Total No. of Preferences for Sept. 2020:	62
No. of 1st Preferences for September, 2020:	25

Admission Policy for September, 2021

1. Looked after children or previously looked after children.
2. Siblings.
3. Home to school distance (measured in a straight line).

Supplementary Application Form Required? No

Bishop's Cleeve Primary Academy

Telephone: 01242 673814

Head Teacher: Miss Cariad Lewis

Email: admin@bishopsclleeve.gloucs.sch.uk

Website: www.bishopsclleeve.gloucs.sch.uk

Address: Tobyfield Road, Bishop's Cleeve, Gloucestershire GL52 8NN

Category of School:	Primary School
Status of School:	Academy
Age Range	4-11
Published Admission Number:	90
No. of pupils on roll Jan 2020:	605
Total No. of Preferences for Sept. 2020:	182
No. of 1st Preferences for September, 2020:	71

Admission Policy for September, 2021

1. Looked after children or previously looked after children.
2. Children with a sibling attending the Academy at the time of application. For this purpose, sibling refers to brother or sister, half brother or sister, adopted brother or sister, step brother or sister, or the child of the parent/carer's partner as well as children who are brought together as a family by a same sex civil partnership. In every case, the child must be living in the same family unit at the same home address*, at the time of application.
3. Children with the strongest geographical claim, measured in a straight line from the ordnance survey address point of the child's home address* (including flats) to the ordnance survey address point of the Academy, using the Local Authority's computerised measuring system, with those living closer to the Academy receiving the higher priority **AND** where the school is the closest school to the home address with a place.

* The home address is where a child normally lives. Where a child lives with parents with shared parental responsibility, each for part of a week, the address where the child lives is determined using a joint declaration from the parents stating the pattern of residence. If a child's residence is split equally between both parents, then parents will be asked to determine which residential address should be used for the purpose of admission to school. If no joint declaration is received where the residence is split equally by the closing date for applications, the home address will be taken as the address where the child is registered with the doctor. If the residence is not split equally between both parents, then the address used will be the address where the child spends the majority of the school week.

Tie-break:

If the Academy becomes oversubscribed within criteria 2 or 3 above a distance tie-break will apply, with those living closest to the Academy being given priority for admission.

If two children live exactly the same distance from the Academy random allocation undertaken by someone unconnected to the Academy Trust will be used as a final tie-break to decide who will be admitted.

Supplementary Form Required: No

Bisley Blue Coat C of E Primary

Telephone: 01452 770251

Headteacher: Mr Jonathan Preston

Email: admin@bisleybluecoat.gloucs.sch.uk

Website: www.bisleybluecoat.gloucs.sch.uk

Address: School Road, Bisley, Gloucestershire. GL6 7BE

Category of School:

Primary

Status of School:

Voluntary Controlled

Age Range

4-11

Published Admission Number:

12

No. of pupils on roll Jan 2020:

78

Total No. of Preferences for Sept. 2020:

11

No. of 1st Preferences for September, 2020:

5

Admission Policy for September, 2021

1. Looked after children or previously looked after children.
2. Siblings.
3. Home to school distance (measured in a straight line).

Supplementary Form Required: No

Blakeney Primary School

Telephone: 01594 510270

Headteacher: Mr B Stevenson

Email: admin@blakeney.gloucs.sch.uk

Website: www.blakeneyschool.co.uk

Address: High Street, Blakeney, Glos. GL15 4EB

Category of School:

Primary

Status of School:

Community

Age Range

5-11

Published Admission Number:

12

No. of pupils on roll Jan 2020:

107

Total No. of Preferences for Sept. 2020:

31

No. of 1st Preferences for September, 2020:

20

Admission Policy for September, 2021

1. Looked after children or previously looked after children.
2. Siblings.
3. Home to school distance (measured in a straight line).

Supplementary Form Required: No

Bledington Primary School

Telephone: 01608 658388

Headteacher: Ms Jill Kewley

Email: head@bledington.gloucs.sch.uk

Website: www.bledington.gloucs.sch.uk

Address: Old Burford Road, Bledington, Chipping Norton OX7 6US

Category of School:	Primary
Status of School:	Community
Age Range	4-11
Published Admission Number:	14
No. of pupils on roll Jan 2020:	71
Total No. of Preferences for Sept. 2020:	33
No. of 1st Preferences for September, 2020:	12

Admission Policy for September, 2021

1. Looked after children or previously looked after children.
2. Siblings.
3. Home to school distance (measured in a straight line).

Supplementary Form Required: No

Blockley Educational Academy (Blockley C of E Primary School)

Telephone: 01386 700567

Headteacher: Mr M Pudifoot

Email: admin@blockleyschool.gloucs.sch.uk

Website : www.blockleyprimaryschool.co.uk

Address: Park Road, Blockley, Moreton-in-Marsh, Gloucestershire, GL56 9BY

Category of School:	Primary School
Status of School:	Academy
Age Range	4-11
Published Admission Number:	20
No. of pupils on roll Jan 2020:	136
Total No. of Preferences for Sept. 2020:	36
No. of 1st Preferences for September, 2020:	21

Admission Policy for September, 2021

1. Looked after children or previously looked after children.
2. Children living in the priority catchment area normally served by the school whose sibling is attending the school and who will continue to do so when the younger child is admitted.
A sibling is defined as a brother or sister, half brother or sister, adopted brother or sister, step brother or sister, or the child of the parent/carers partner and, in every case the child must be living in the same family unit at the same address.
3. Children living in the catchment area normally served by the school, with the strongest geographical claim, measured in a direct line. In the event of over subscription in any of the above criteria then the strongest geographical claim measured in a straight line from Ordnance Survey point of the child's home address to the Ordnance Survey point of Blockley Church of England Primary School Foyer using a computerised measuring system, with those living closest to the school receiving the higher priority.
4. Children of full or part time salaried members of staff who have been employed at Blockley Educational Academy for two years or more at the time of the application for admission, and/or children of a member of staff recruited to fill a vacant post for which there is a demonstrable skill shortage.

- Children living out of the catchment area normally served by the school whose siblings is attending the school and who will continue to do so when the younger child is admitted. A sibling is defined as a brother or sister, half brother or sister, adopted brother or sister, step brother or sister or the child of the parent/carers partner and, in every case, the child must be living in the same family unit at the same address.
- Children living out of the catchment area normally served by the school, with the strongest geographical claim, measured in a direct line.

Over-subscription for those fulfilling the admissions criteria (ie. Sibling or living in catchment area.) In the event of over-subscription, in any category, places will be awarded to those with the strongest geographical claim-this will be used as a tie-break. Where two or more applicants are received from children living the same distance away for one final place, the school will make the final decision by lottery.

The catchment area covers the settlements of Adlestrop, Aston Magna, Aston-sub-edge, Batsford, Bledington, Blockley, Broadwell, Broad Campden, Bourton-on-the-Hill, Chipping Campden, Condicote, Dorn, Donnington, Draycott, Ebrington, Evenlode, Longborough, Oddington Mickleton, Moreton-in-Marsh, Paxford, Saintbury, Sezincote, Snowhill, Todenham, Weston-sub-edge and Willersey. These parishes are in priority catchment area 1.

Supplementary Form Required: No

Blue Coat C of E Primary School

Telephone: 01453 525020

Headteacher: Mr Mark Ryan

Email: admin@bluecoat.gloucs.sch.uk

Website: www.bluecoatprimary.com

Address: Symn Lane, Wotton-under-Edge, Gloucestershire, GL12 7BD

Category of School:	Primary School
Status of School:	Voluntary Aided
Age Range	4-11
Published Admission Number:	45
No. of pupils on roll Jan 2020:	296
Total No. of Preferences for Sept. 2020:	77
No. of 1st Preferences for September, 2020:	50

Admission Policy for September, 2021

- Looked after children or previously looked after children.
- Children who have an sibling attending the School and who will continue to do so when the younger child is admitted. N.B. The Local Authority definition of a sibling, adopted by the Blue Coat Church of England Primary School, reads "a brother or sister, half-brother or sister, adopted brother or sister, step brother or sister or the child of the parent's/carer's partner as well as children who are brought together as a family by a same sex civil partnership. In every case, the child must be living in the same family unit at the same address."
- Children of families whose parents or parent or carer are active members of a Church of England church within the Benefice of Wotton-under-Edge with Ozleworth, North Nibley and Alderley (hereinafter known as the Tyndale Benefice). We define active members of the church as minimum monthly worship over a period of two years prior to application, most recently in the Tyndale Benefice. The Applicant will need to obtain confirmation from the vicar or minister of the church concerned.
- Children of families whose parents or parent or carer are active members of a Christian place of worship (that is a member of Churches Together in England - www.churches-together.net). We define active members of the church as minimum monthly worship over a period of two years prior to application. The Applicant will need to obtain confirmation from the vicar or minister of the church concerned

5. Children for whom only this particular school is appropriate due to an exceptional medical condition. Applications under this criterion will only be considered if they are supported by a written statement from the child's doctor. This must demonstrate that there is a very specific connection between the medical need and the facilities or resources of the school.
6. Any remaining places or in the event of oversubscription in any of the criteria above, places will be given to those children living closest to this school, measured in a straight line from the Ordnance Survey Point for the child's home address (including flats) to the Ordnance Survey Point of the school, using the Local Authority's computerized measuring system, with those living closer to the school receiving the higher priority.

Supplementary Form Required: Yes – Church Reference Form for criteria 3 and 4
Available From: The School
Date to be Returned: 15th January, 2020
Where to be Returned: The School

Bourton on the Water Primary Academy

Telephone: 01451 820458 **Headteacher:** Mr John ap R Jones
Email: admin@bourton-on-the-water-gloucs.sch.uk
Website: www.bourtononthewater-gloucs.frogos.net
Address: School Hill, Bourton on the Water, Cheltenham, Glos. GL54 2AW

Category of School: Primary
Status of School: Academy
Age Range: 4-11
Published Admission Number: 45
No. of pupils on roll Jan 2020: 253
Total No. of Preferences for Sept. 2020: 60
No. of 1st Preferences for September, 2020: 45

Admission Policy for September, 2021

1. Looked after children or previously looked after children.
2. Children who have siblings, who will be on roll when they join. For this purpose, sibling refers to brother or sister, half brother or sister, adopted brother or sister, step brother or sister, or the child of the parent/carer's partner as well as children who are brought together as a family by a same sex civil partnership. In every case, the child must be living in the same family unit at the same address, at the time of application.
3. Children living nearest to the Academy, measured from the ordnance survey address point of the child's home address (including flats) to the ordnance survey address point of the school, using the Local Authority's computerised measuring system, with those living closer to the school receiving the higher priority. If there should be children with same measurement to two decimal points, then a tie breaker will be used. This will be Random Allocation.

Notes

Multiple Addresses - Where a child is resident with parents at more than one address, the address used for admission purposes shall be the place where the child spends the majority of the school week (Monday to Friday) during term time. Where there is a clear 50/50 split, parents will need to decide.

Ordinarily Resident/Residence - Reference to where a child is ordinarily resident, means that they are habitually and normally resident at their address, other than for occasional absences, for a settled purpose which is not solely to receive education.

Supplementary Form Required: No

Bream C of E Primary School

Telephone: 01594 562628

Headteachers: Rachel Dare

Email: head@bream.gloucs.sch.uk

Website: www.breamcofeprimary.co.uk

Address: High Street, Bream, Lydney, Glos. GL15 6JW

Category of School:	Primary
Status of School:	Academy (wef 01/10/2020)
Age Range	4-11
Published Admission Number:	30
No. of pupils on roll Jan 2020:	142
Total No. of Preferences for Sept. 2020:	28
No. of 1st Preferences for September, 2020:	23

Admission Policy for September, 2021

1. Looked after children or previously looked after children.
2. Siblings.
3. Home to school distance (measured in a straight line).

Supplementary Form Required: No

Brimscombe C of E Primary School

Telephone: 01453 882474

Headteacher: Mr Joe Roberts

Email: admin@brimscombe.gloucs.sch.uk

Website: www.brimscombe.gloucs.sch.uk

Address: Brimscombe Hill, Brimscombe, Stroud, Glos GL5 2QR

Category of School:	Primary
Status of School:	Voluntary Aided
Age Range	4-11
Published Admission Number:	15
No. of pupils on roll Jan 2020:	98
Total No. of Preferences for Sept. 2020:	37
No. of 1st Preferences for September, 2020:	10

Admission Policy for September, 2021

1. Looked after children or previously looked after children.
2. Children who have an older sibling attending Brimscombe Church of England Primary School and will continue to do so when the younger child is admitted. A sibling refers to "brother or sister, half brother or sister, adopted brother or sister, step brother or sister, or the child of the parent/carer's partner as well as children who are brought together as a family by a same sex civil partnership. In every case, the child must be living in the same family unit at the same address, at the time of application."
3. Children who live in the ecclesiastical parish of Brimscombe whose parents have active connections with *Holy Trinity Church, Brimscombe or Brimscombe Methodist Church.
* Active connection means being a regular worshipping member of the church at least once a month. Where parents/guardians fall into this category, they will be asked to provide a letter of support from the Minister.
4. Children of families who live in the ecclesiastical parish of Brimscombe. (A map of the Parish may be inspected at school).
5. Children for whom only one particular school is appropriate due to an exceptional medical condition. (Applications under this criterion will only be considered if they are supported by a written statement from the child's doctor. This must demonstrate that there is a very specific connection between the medical need and the facilities or resources of the school)

- concerned.). The school is required to admit a child with a statement of SEND or Educational Health Care plan (EHC) that names the school, even if the school is full.
6. Children of families living outside the ecclesiastical parish of Brimscombe whose parents have active connections with Holy Trinity or other Christian churches, (being a member of Churches Together in England).
 7. Any other children whose parents wish them to attend the school.

In the event of over subscription in any of the criteria above, places will be given to those children with the strongest geographical claim, measured in a straight line from the ordnance survey address point of the child's home address (including flats) to the ordnance survey address point of the school, using the Local Authority's computerised measuring system, with those living closer to the school receiving the higher priority.

In the event of a tie involving two or more children when applying the strongest geographical claim based on straight line distance where there are not enough places available to offer all children a place at the school, a process of random allocation will be followed by the Governing Body.

Supplementary Form Required: Yes a letter of support from the minister for criteria 3

British School (The)

Telephone: 01453 843371

Email: admin@british.gloucs.sch.uk

Website: www.thebritishschool.co.uk

Address: Wortley Road, Wotton-under-Edge, Glos GL12 7JU

Co Headteacher: Mrs J Clarkson

Co Headteacher: Mr A Roche

Category of School:	Primary
Status of School:	Foundation
Age Range	4-11
Published Admission Number:	30
No. of pupils on roll Jan 2020:	167
Total No. of Preferences for Sept. 2020:	43
No. of 1st Preferences for September, 2020:	22

Admission Policy for September, 2021

1. Looked after children or previously looked after children.
2. Children who will have siblings attending the school when the younger child is admitted. A sibling refers to a brother or sister, half brother or sister, adopted brother or sister, step brother or sister or the child of the parent/carer's partner as well as children brought together as a family by a same sex civil partnership. In every case, the child must be living in the same family unit at the same address.
3. Children for whom only this particular school is appropriate due to an exceptional medical condition. (Applications under this criterion will only be considered if they are supported by a written statement from the child's doctor. This must demonstrate that there is a very specific connection between the medical need and the facilities or resources of The British School. The final decision to accept a child under this category will be made by the Governing Body through consultation with relevant professionals as appropriate.)
4. Children with the strongest geographical claim, measured in a straight line from the ordnance survey address point of the child's home address (including flats) to the ordnance survey address point of the school, using the Local Authority's computerised measuring system, with those living closer to the school receiving the higher priority.

Oversubscription

Where any particular category at points 1-3 above is oversubscribed, criterion 4 (strongest geographical claim based on straight line distance) will be used to determine which child is offered a place. In the event of a tie between two or more children when applying criterion 4

(strongest geographical claim based on straight line distance) where there are not enough places available to offer all children a place at the school, a process of random allocation will be followed by the Governing Body, which must be supervised by someone independent of the school. If the school is oversubscribed, a waiting list will be held until the end of the December term. The waiting list will be prioritised according to the school's oversubscription criteria.

Supplementary Form Required:

See criteria above

Brockworth Primary Academy

Telephone: 01452 862809

Principal: Ms J Gray

Email: jgray@brockworthprimaryacademy.org

Website: brockworth-primary-academy.org

Address: Moorfield Road, Brockworth, Gloucestershire, GL3 4JL

Category of School:	Primary
Status of School:	Academy
Age Range	4-11
Published Admission Number:	60
No. of pupils on roll Jan 2020:	310
Total No. of Preferences for Sept. 2020:	49
No. of 1st Preferences for September, 2020:	26

Admission Policy for September, 2021

1. Looked after children or previously looked after children.
2. Children who will have siblings attending the academy at the time the applicant child is admitted. A sibling is defined as a child who has a brother, sister, adopted brother or sister or stepbrother or stepsister living in the same family unit in the same family household and address who attends the Academy in any year group excluding the final year. Biological siblings who attend the Academy in any year group excluding the final year will also be treated as siblings irrespective of place of residence. Children residing in the same household as part of an extended family, such as cousins, will not be treated as siblings
3. Children with the strongest geographical claim, measured in a straight line from the ordnance survey address point of the child's home address (including flats) to the ordnance survey address point of the academy, using the L.A. computerised measuring system, with those living closer to the academy receiving the higher priority.

Supplementary Form Required: No

Bromesberrow St Mary's C of E Primary School

Telephone: 01531 650340

Headteacher: Mrs S Thornley/

Email: admin@st-marys-bromesberrow.gloucs.sch.uk

Miss L Hankins

Website: www.bromesberrowschool.co.uk

Address: Albright Lane, Bromesberrow, Ledbury, Herefordshire HR8 1RT

Category of School:	Primary
Status of School:	Voluntary Aided
Age Range	4-11
Published Admission Number:	8
No. of pupils on roll Jan 2020:	56
Total No. of Preferences for Sept. 2020:	15
No. of 1st Preferences for September, 2020:	11

Admission Policy for September, 2021

1. Looked after children or previously looked after children.
2. The admission criteria for Bromesberrow St Marys C of E Primary School offers a higher priority for children with siblings who will be attending the school when the applicant child is admitted. For this purpose, sibling refers to brother or sister, half brother or sister, adopted brother or sister, step brother or sister, or the child of the parent/carer's partner as well as children who are brought together as a family by a same sex civil partnership. In every case, the child must be living in the same family unit at the same address, at the time of application.
3. Children where the parents or guardians seek specifically Church of England teaching and where the family attend the local church. This should be supported by a letter from the Rector or Minister confirming the faith commitment of the parents.
4. Children whose parents or guardians attend another Christian Church that is a member of Churches Together in England and whose application is supported by a letter from their Rector, Vicar, Priest or other Minister of Religion, confirming the faith commitment of the parents.
5. Children who have an authenticated medical reason for attending this school. Medical circumstances will be considered in accordance with the LA's description in The Admission to Primary School booklet.
6. Any remaining places would be allocated on the basis of closest proximity to the school measured in a straight line. Ease of access to the school and/or other schools will be taken into consideration. Children with the strongest geographical claim, measured in a straight line from the Ordnance Survey address point of the child's home address (and not centre points of front doors) to the Ordnance Survey address point of the school, using the Local Authority's computerised measuring system, with those living closer to the school receiving the higher priority.

Supplementary Form Required:

see criteria 3 and 4 above

Bussage C of E Primary School

Telephone: 01453 883205

Headteacher: Mr Andrew Ferguson

Email: admin@bussage.glocus.sch.uk

Website: www.bussageprimaryschool.co.uk

Address: The Ridgeway, Bussage, Stroud, Glos. GL6 8FW

Category of School:

Primary

Status of School:

Voluntary Aided

Age Range

4-11

Published Admission Number:

30

No. of pupils on roll Jan 2020:

204

Total No. of Preferences for Sept. 2020:

53

No. of 1st Preferences for September, 2020:

34

Admission Policy for September, 2021

1. Looked after children or previously looked after children.
2. Children who will have an older brother or sister (sibling) attending Bussage School, and will continue to do so on the date that the younger child's admission would take effect. Sibling refers to a brother or sister, half-brother or sister, adopted brother or sister, step brother or sister, or the child of the parent's/carer's partner, and in every case, the child must be living in the same family unit at the same address.
3. Children for whom only this particular school is appropriate due to an exceptional medical condition. Applications under this criterion will only be considered if they are supported by a written statement from a doctor. This must demonstrate that there is a very specific connection between the medical need and this school.
4. Children of families living in the ecclesiastical Parish of Bussage with Eastcombe (a map of the parish may be inspected at the school) whose parents are regular worshipping members of the Church congregations in the Parish*. (Regular meaning at least once a month).

5. Children of full or part time permanent salaried members of staff who are employed or about to start at Bussage Church of England (Aided) Primary School.
6. Children of families living in the ecclesiastical Parish of Bussage with Eastcombe, having the strongest geographical claim, (measured in a straight line from the ordnance survey point of the child's home address (including flats) to the ordnance survey point of the school, using the Local Authority's computerised measuring system), with those living closer to the school receiving the higher priority.
7. Children of families whose parents are regular worshipping members of the Church congregation in the Parish or whose parents are regular worshipping members of other Christian Churches (being a member of Churches Together in England)*.
8. Remaining places are offered on the basis of those living closest to the School.

*Applications under Criteria 4 or 7 must be supported by a letter from an appropriate member of the clergy.

Where any particular category results in oversubscription, criterion eight (strongest geographical claim, measured in a straight line from the ordnance survey point of the child's home address (including flats) to the ordnance survey point of the school, using the Local Authority's computerised measuring system, with those living closer to the school receiving the higher priority) will be used.

In the event of a tie between two or more children when applying criterion seven, (children with the strongest geographical claim, measured in a straight line from the ordnance survey point of the child's home address (including flats) to the ordnance survey point of the school, using the Local Authority's computerised measuring system, with those living closer to the school receiving the higher priority.) where there are not enough places available to offer all children a place at the school, a process of random allocation will be followed by the Governing Body.

Supplementary Form Required:	Letter from resident Clergy confirming monthly attendance at Church Services
Date to be Returned:	31.12.20
Where to be Returned:	School Office

Callowell Primary School

Telephone: 01453 762962	Headteacher: Linda Johnston
Email: admin@callowell.gloucs.sch.uk	
Website: www.callowellschool.co.uk	
Address: Barrowfield Road, Farmhill, Stroud, Glos. GL5 4DG	

Category of School:	Primary
Status of School:	Community
Age Range	4-11
Published Admission Number:	30
No. of pupils on roll Jan 2020:	171
Total No. of Preferences for Sept. 2020:	27
No. of 1st Preferences for September, 2020:	16

Admission Policy for September, 2021

1. Looked after children or previously looked after children.
2. Siblings.
3. Home to school distance (measured in a straight line).

Supplementary Form Required: No

Calton Primary School

Telephone: 01452 527689
Email: admin@caltonprimary.co.uk
Website: www.caltonprimary.co.uk
Address: Calton Road, Gloucester, GL1 5ET

Headteacher: Mrs Sarah Bunce

Category of School:	Primary School
Status of School:	Community
Age Range	4-11
Published Admission Number:	90
No. of pupils on roll Jan 2020:	557
Total No. of Preferences for Sept. 2020:	164
No. of 1st Preferences for September, 2020:	64

Admission Policy for September, 2021

1. Looked after children or previously looked after children.
2. Siblings.
3. Home to school distance (measured in a straight line).

Supplementary Form Required: No

Cam Everlands Primary School

Telephone: 01453 545452
Email: admin@cameverlands.gloucs.sch.uk
Website : www.cameverlands.org.uk
Address: Birch Road, Dursley, Gloucestershire, GL11 5SF

Headteacher: Mrs Avis

Category of School:	Primary School
Status of School:	Community
Age Range	4-11
Published Admission Number:	30
No. of pupils on roll Jan 2020:	206
Total No. of Preferences for Sept. 2020:	87
No. of 1st Preferences for September, 2020:	47

Admission Policy for September, 2021

1. Looked after children or previously looked after children.
2. Siblings.
3. Home to school distance (measured in a straight line).

Supplementary Form Required: No

Cam Hopton Church of England Primary School

Telephone: 01453 542763
Email: admin@camhopton.gloucs.sch.uk
Website: www.camhopton.gloucs.sch.uk
Address: Hopton Road, Upper Cam, Dursley, Glos. GL11 5PA

Headteacher: Mrs Becky Harris

Category of School:	Primary
Status of School:	Voluntary Aided
Age Range	4-11
Published Admission Number:	30

No. of pupils on roll Jan 2020:	204
Total No. of Preferences for Sept. 2020:	73
No. of 1st Preferences for September, 2020:	29

Admission Policy for September, 2021

1. Looked after children or previously looked after children.
2. Children who have a sibling attending the school and who will continue to do so when the younger child is admitted. (Definition of sibling: a brother or sister, half-brother or sister, adopted brother or sister, step brother or sister, or the child of the parent's/carer's partner, and in every case, the child must be living in the same family unit at the same address)
3. Children who have at least one parent/carer who over at least two years prior to the deadline date for returning the Common Application Form (15th January) has been committed to the worshipping life of either St George's Church, Upper Cam or St Bartholomew's Church, Lower Cam ie has attended the principle act of worship on a Sunday at least once a month on average during the two years prior to consideration of the application. In the event that the parents/carers have attended either of the above churches for less than 2 years because they have recently moved to the area they should also submit a reference from their Parish Priest. The school may endeavour to contact the Parish Priest and obtain confirmation of attendance.
4. Children of staff at the school:
 - a) Where the member of staff has been employed at the school for two or more years at the time at which the application for admission to the school is made, and/or
 - b) The member of staff is recruited to fill a vacant post for which there is a demonstrable skill shortage.
5. Children with the strongest geographical claim, measured in a straight line from the Ordnance Survey Address Point of the child's home address (including flats) to the ordnance survey point of the school, using the Local Authority's computerised measuring system, with those living closer to the school receiving the higher priority.

Tie-Break

Where any particular category at points 1-4 above is over-subscribed, Criterion 5 (strongest geographical claim based on straight line distance) will be used to determine which child is offered a place.

In the event of a tie between two or more children when applying Criterion 5 (strongest geographical claim based on straight line distance) where there are not enough places available to offer all children a place at the school, a process of random allocation will be followed by the Local Authority.

NB: the following variation has been added for the Year 2021:

In the event that during the period specified for attendance at worship the church [or, in relation to those of other faiths, relevant place of worship] has been closed for public worship and has not provided alternative premises for that worship, the requirements of these [admissions] arrangements in relation to attendance will only apply to the period when the church [or in relation to those of other faiths, relevant place of worship] or alternative premises have been available for public worship.

Supplementary Form Required: Yes – see criteria 3 above

Cam Woodfield Infant School

Telephone: 01453 543535

Headteacher: Mrs Helen Harper

Email: admin@woodfield.gloucs.sch.uk

Website: www.woodfield.gloucs.sch.uk

Address: Elstub Lane, Cam, Dursley, Glos. GL11 6JJ

Category of School: Infant

Status of School:	Community
Age Range	4-7
Published Admission Number:	60
No. of pupils on roll Jan 2020:	131
Total No. of Preferences for Sept. 2020:	64
No. of 1st Preferences for September, 2020:	34

Admission Policy for September, 2021

1. Looked after children or previously looked after children
2. Siblings.
3. Home to school distance (measured in a straight line).

Supplementary Form Required: No

Cam Woodfield Junior School

Telephone: 01453 542706 **Headteacher:** Mrs Louise Bennett
Email: admin@camwoodfield-jun.gloucs.sch.uk
Website: www.camwoodfield-junior.uk
Address: Elstub Lane, Cam, Dursley, Glos.GL11 6JJ

Category of School:	Junior School
Status of School:	Academy
Age Range	7-11
Published Admission Number:	60
No. of pupils on roll Jan 2020:	175
Total No. of Preferences for Sept. 2020:	46
No. of 1st Preferences for September, 2020:	46

Admission Policy for September, 2021

1. Looked after children or previously looked after children.
2. Children wishing to join older brothers/sisters/half brothers or sisters/adopted brothers or sisters/step brothers or sisters/or the child of the parent's/carer's partner, who are living in the same family unit at the same address when the younger child is admitted and who are already attending the junior school.
3. Children who have attended Cam Woodfield Infant School at any time prior to the age of seven.
4. Children with the strongest geographical claim, measured in a straight line from the ordnance survey point of the child's home address (including flats) to the ordnance survey point of the school, using the Local Authority's computerised measuring system, with those living closer to the school receiving higher priority.

In the event of a tie involving two or more children when applying the strongest geographical claim based on a straight-line distance where there are not enough places available to offer all children a place at the school, a process of random allocation will be followed by the Governing Board.

Supplementary Form Required: No

Carrant Brook Junior School

Telephone: 01684 297065 **Headteacher:** Mrs Maria Budd
Email: admin@carrantbrook.gloucs.sch.uk
Website: www.carrantbrook.com
Address: Hardwick Bank Road, Northway, Tewkesbury, Glos. GL20 8RP

Category of School:	Junior
Status of School:	Foundation
Age Range	7-11
Published Admission Number:	60
No. of pupils on roll Jan 2020:	164
Total No. of Preferences for Sept. 2020:	47
No. of 1st Preferences for September, 2020:	47

Admission Policy for September, 2021

1. Looked after children or previously looked after children.
2. Children who have a sibling attending the school and who will continue to do so when the younger child is admitted. A sibling refers to brother or sister, half brother or sister, adopted brother or sister, step brother or sister, or the child of the parent/carer's partner as well as children who are brought together as a family by a same sex civil partnership. In every case, the child must be living in the same family unit at the same address, at the time of application.
3. Children for whom only one particular school is appropriate due to an exceptional medical condition. Applications under this criterion will only be considered if they are supported by a written statement from the child's doctor. This must demonstrate that there is a very specific connection between the medical need and the facilities or resources of the school concerned."
4. Proximity of the child's home to the school as measured by the following formula:-Children with the strongest geographical claim, measured in a straight line from the ordnance survey point of the child's home address (including flats) to the ordnance survey point of the school, using the Local Authority's computerised measuring system, with those living closer to the school receiving higher priority. NB. This will also be used as the 'overriding criteria' in the event of over-subscription in any of the above.

Where any particular category at points 1) to 3) is oversubscribed, criterion 4) (strongest geographical claim based on straight line distance) will be used to determine which child will be offered a place.

In the event of a tie between two or more children when applying criterion 4) (strongest geographical claim based on straight line distance) where there are not enough places available to offer all children a place at the school, a process of random allocation will be followed by the Governing Body.

Supplementary Form Required: No

Cashes Green Primary School

Telephone: 01453 763598 **Headteacher:** Mrs Meg Dawson
Email: admin@cashesgreen-pri.gloucs.sch.uk
Website: www.cashesgreen-pri.gloucs.sch.uk
Address: Hillcrest Road, Cashes Green Stroud, Glos GL5 4NL

Category of School:	Primary
Status of School:	Community
Age Range	4-11
Published Admission Number:	30
No. of pupils on roll Jan 2020:	202
Total No. of Preferences for Sept. 2020:	51
No. of 1st Preferences for September, 2020:	22

Admission Policy for September, 2021

1. Looked after children or previously looked after children.
2. Siblings.
3. Home to school distance (measured in a straight line).

Supplementary Form Required: No

Castle Hill Primary School

Telephone: 01452 863380

Headteacher: Mrs Su Broadhurst

Email: admin@castlehill.gloucs.sch.uk

Website: www.castlehill.gloucs.sch.uk

Address: Abbotswood Road, Brockworth, Gloucester GL3 4NU

Category of School:	Primary
Status of School:	Community
Age Range	4-11
Published Admission Number:	30
No. of pupils on roll Jan 2020:	207
Total No. of Preferences for Sept. 2020:	97
No. of 1st Preferences for September, 2020:	35

Admission Policy for September, 2021

1. Looked after children or previously looked after children.
2. Siblings.
3. Home to school distance (measured in a straight line).

Supplementary Form Required: No

Catholic School of St Gregory The Great (The)

Telephone: 01242 513659

Headteacher: Mrs C Blanch

Email: admin@st-gregorygreat.gloucs.sch.uk

Website: www.st-gregorygreat.gloucs.sch.uk

Address: St James Square, Cheltenham, Gloucestershire, GL50 3QG

Category of School:	Primary
Status of School:	Voluntary Aided
Age Range	4-11
Published Admission Number:	60
No. of pupils on roll Jan 2020:	421
Total No. of Preferences for Sept. 2020:	117
No. of 1st Preferences for September, 2020:	55

Admission Policy for September, 2021

1. Catholic looked after and previously looked after children.
2. Catholic children who are resident in the school's designated parishes of St. Gregory The Great, Cheltenham, Sacred Hearts of Jesus and Mary, Cheltenham, St Benet, Kemerton or St Nicholas, Winchcombe.
3. Other Catholic children.
4. Other looked after and previously looked after children. .
5. Children who are catechuman.
6. Any other children.

Within each of the categories listed above, priority will be given to children who will have a brother or sister at the school at the time of enrolment.

Tie Break

Where children have identical ranking, priority within each category will then be determined by random allocation.

Random Allocation

Random Allocation is the drawing of lots, supervised by a person independent of the school. Each child will be allocated a number. All the numbers will be placed into a hat or other suitable container and will be drawn out and ranked in the order that they were drawn.

Supplementary Form Required: Yes a copy of the child's Baptism Certificate (if applicable)
Available From: N/A
Date to be Returned: 15th January, 2021
Where to be Returned: School Office

Chalford Hill Primary School

Telephone: 01453 883123
Email: admin@chalfordhill.gloucs.sch.uk
Website: www.chalfordhill.gloucs.sch.uk
Address: Chalford Hill, Stroud, Glos GL6 8LG

Headteacher: Mrs Corinne Martin

Category of School:	Primary
Status of School:	Community
Age Range	4-11
Published Admission Number:	30
No. of pupils on roll Jan 2020:	193
Total No. of Preferences for Sept. 2020:	44
No. of 1st Preferences for September, 2020:	19

Admission Policy for September, 2021

1. Looked after children or previously looked after children.
2. Siblings.
3. Home to school distance (measured in a straight line).

Supplementary Form Required: No

Charlton Kings Infant Academy

Telephone: 01242 514483
Email: head@ckis.org.uk
Website: www.ckis.org.uk
Address: Lyefield Road East, Charlton Kings, Cheltenham, Glos GL53 8AY

Headteacher: Mrs Katie James

Category of School:	Infant
Status of School:	Academy
Age Range	4-7
Published Admission Number:	90
No. of pupils on roll Jan 2020:	269
Total No. of Preferences for Sept. 2020:	186
No. of 1st Preferences for September, 2020:	94

Admission Policy for September, 2021

1. Looked after children or previously looked after children.

2. Children who have a sibling who will be attending Charlton Kings Infants' School or Charlton Kings Junior School at the time of reception admission (ie a brother or sister, half brother or sister, adopted brother or sister, step brother or sister, or the child of a parent/carer's partner).
Note: The older child must be continuing to attend either school when the younger child is admitted and in every case the child must be living in the same family unit at the same address.
3. Children of full or part time salaried members of staff of Charlton Kings Infants' School who have been employed at the school for two years or more at the time of the application for admission.
4. Children with the strongest geographical claim in the year in which the child is to start school on the closing date for applications.

Supplementary Form Required: No

Charlton Kings Junior Academy

Telephone: 01242 526171

Headteacher: Mrs Susan Selwood (Acting)

Email: head@ckjs.org.uk

Website: www.ckjs.org.uk

Address: East End Road, Charlton Kings, Cheltenham, Glos. GL53 8QE

Category of School:	Junior
Status of School:	Academy
Age Range	7-11
Published Admission Number:	93
No. of pupils on roll Jan 2020:	377
Total No. of Preferences for Sept. 2020:	98
No. of 1st Preferences for September, 2020:	97

Admission Policy for September, 2021

1. Looked after children or previously looked after children.
2. Where the child has been attending the Charlton Kings Infants' School at the time of their application.
3. Where the child has a sibling currently attending the school and who will continue to do so at the time of their admission.
4. Children who have siblings attending Charlton Kings Infants' School at the time the applicant child is admitted. Siblings are defined a brother or sister, half brother or sister, adopted brother or sister, step brother or sister, or the child of the parent/carer's partner, and in every case, the child must be living in the same family unit at the same address
5. Children with the strongest geographical claim, measured in a straight line from the ordnance survey point of the child's home address (including flats) to the central ordnance survey point of the school, using the Local Authority's computerised measuring system, with those living closer to the school receiving higher priority.

Supplementary Form Required: No

Chesterton Primary School

Telephone: 01285 654796

Headteacher: Mrs Karen Venner

Email: admin@chesterton.gloucs.sch.uk

Website: www.chestertonprimary.net

Address: Apsley Road, Cirencester, Glos, GL7 1SS

Category of School:	Primary
Status of School:	Academy

Age Range	4-11
Published Admission Number:	30
No. of pupils on roll Jan 2020:	177
Total No. of Preferences for Sept. 2020:	24
No. of 1st Preferences for September, 2020:	18

Admission Policy for September, 2021

1. Looked after children or previously looked after children.
2. Children who have siblings attending the school and who will continue to do so at the time of their admission. We use the Local Authority's standard definition of 'sibling': 'a brother or sister, half brother or sister, adopted brother or sister, step brother or sister, or the child of the parent/carer's partner as well as children who are brought together as a family by a same sex civil partnership. In every case, the child must be living in the same family unit at the same address, at the time of application.'
3. Pupils with the strongest geographical claim based on straight line distance proximity of the child's home - those living nearer being accorded priority.

In the event of oversubscription in any of the above criterion, places will be allocated to children with the strongest geographical claim, measured in a straight line from the Ordnance Survey Address Point of the child's home address (including flats) to Reception at the School, using the Local Authority's computerised measuring system, with those living closer to the school receiving the higher priority. If necessary, if two or more children live at a precise equitable distance from the school, a further tie-break of random allocation based on names being drawn in a lottery at a specified time by our admissions team will be applied, although we will endeavor to treat twins and children from multiple births jointly.

Supplementary Form Required: No

Christ Church C of E Primary School (Chalford)

Telephone: 01453 882138

Headteacher: Mrs Rebecca Slater

Email: admin@christchurch-chal.gloucs.sch.uk

Website: www.christchurch-chal.gloucs.sch.uk

Address: Old Neighbourhood, Chalford, Glos. GL6 8PP

Category of School:	Primary
Status of School:	Voluntary Aided
Age Range	4-11
Published Admission Number:	8
No. of pupils on roll Jan 2020:	22
Total No. of Preferences for Sept. 2020:	10
No. of 1st Preferences for September, 2020:	<5

Admission Policy for September, 2021

1. Looked after children or previously looked after children.
2. Children who have a sibling attending the school and who will continue to do so when the younger child is admitted. A sibling is a brother or sister, half-brother or sister, adopted brother or sister, step brother or sister, or the child of the parent's/carer's partner, as well as children brought together as a family by a same sex civil partnership. In every case, the child must be living in the same family unit at the same address, at the time of application.
3. Children of families living in the ecclesiastical or secular parish of Chalford whose parents have active connections ** with Church of England, Methodist, Baptist or other Christian churches. Maps of the parishes are available for inspection in school.
4. Children of families living in the ecclesiastical or secular parish of Chalford. Maps of the Parishes are available for inspection in school.

5. Children of families living outside the ecclesiastical or secular parishes of Chalford whose parents have active connections ** with Church of England, Methodist, Baptist or Roman Catholic Christian churches.
6. Any remaining places (or in the event of over subscription in the above criteria) will be allocated by closest proximity to the school measured in a straight line.***

Where any particular category at points 1-5 is oversubscribed, criterion 6 (strongest geographical claim based on straight line distance) will be used to determine which child will be offered a place."

In the event of a tie between two or more children when applying criterion 6 (strongest geographical claim based on straight line distance) where there are not enough places available to offer all children a place at the school, a process of random allocation will be followed by the Governing Body, supervised by someone independent of the school.

** Active connections means being a regular worshipping member of the church. 'Regular worship' is defined as attending the principal act of worship at least once a month on average during the two years prior to consideration of the application. Parents/carers will be asked to complete the attached Church Reference form.

***Children with the strongest geographical claim, measured in a straight line from the ordnance survey address point of the child's home address (including flats) to the ordnance survey address point of the school, using the Local Authority's computerised measuring system, with those living closer to the school receiving the highest priority.

Supplementary Form Required:	Yes
Available From:	School Office and website
Date to be Returned:	15 th January 2021
Where to be Returned:	School office

Christ Church C of E Primary School (Cheltenham)

Telephone: 01242 523392	Headteacher: Mrs Kerry Pope
Email: head@christchurch-chelt.gloucs.sch.uk	
Website : www.christchurchschool-chelt.co.uk	
Address: Malvern Road, Cheltenham, Gloucestershire, GL50 2NR	

Category of School:	Primary School
Status of School:	Academy
Age Range	4-11
Published Admission Number:	30
No. of pupils on roll Jan 2020:	217
Total No. of Preferences for Sept. 2020:	123
No. of 1st Preferences for September, 2020:	44

Admission Policy for September, 2021

1. Looked after children or previously looked after children.
2. Children with a brother or sister living at the same permanent home, who will still be attending mainstream schooling at Christ Church and will continue to do so at the time of Reception admission. N.B. We follow the Local Authority definition of a sibling as "a brother or sister, half-brother or sister, adopted brother or sister, step brother or sister, or the child of the parent's/carer's partner as well as children who are brought together as a family by a same-sex civil partnership. In every case, the child must be living in the same family unit at the same address, at the time of application". (Mainstream schooling does not include attendance at the school's attached Communication and Interaction Centre).

3. Children of parents whose permanent home lies within the ecclesiastical parish of Christ Church, and who have a Christian commitment to one of the churches belonging to Churches Together in England, or children of parents who are on the electoral roll of Christ Church. (A map of the parish may be viewed in the school office or in the Parish Office). Please note: In either case, the application for a place must be supported by a letter from their minister confirming the parents' history of Christian commitment and regular attendance at church. Any written evidence in support of the application for a Reception place must be received by the school by 15th January 2021.
4. Children with the strongest geographical claim, measured in a straight line from the ordnance survey address point of the child's permanent home address (including flats) to the ordnance survey point of the school, using the Local Authority's computerised measuring system, with those living closer to the school receiving the higher priority.

Where any particular category at points 1-3 is oversubscribed, criterion 4 (strongest geographical claim based on straight line distance) will be used to determine which child will be offered a place.

In the event of a tie between two or more children when applying criterion 4 (strongest geographical claim based on straight line distance) where there are not enough places available to offer all children a place at the school, a process of random allocation will be followed by the Governing Body and overseen by an independent observer.

Supplementary Form Required:	Yes
Date to be Returned:	The Minister needs to write a supporting letter 15 th January 2021
Where to be Returned:	Miss C Long, Clerk to the Governors

Churcham Primary School

Telephone: 01452 750467 **Headteacher:** Michelle Kelly
Email: admin@churcham.gloucs.sch.uk
Website: www.churchamprimaryschool.co.uk
Address: Ross Road, Churcham, Gloucestershire GL2 8BD

Category of School:	Primary
Status of School:	Community
Age Range	4-11
Published Admission Number:	8
No. of pupils on roll Jan 2020:	48
Total No. of Preferences for Sept. 2020:	17
No. of 1st Preferences for September, 2020:	5

Admission Policy for September, 2021

1. Looked after children or previously looked after children.
2. Siblings.
3. Home to school distance (measured in a straight line).

Supplementary Form Required: No

Churchdown Parton Manor Infant School

Telephone: 01452 712214 **Headteacher:** Mr Darren Preece
Email: admin@partonmanor-inf.gloucs.sch.uk
Website: www.partonmanorfed.co.uk
Address: Craven Drive, Churchdown, Gloucester GL3 2AG

Category of School:	Infant
Status of School:	Community
Age Range	4-7
Published Admission Number:	60
No. of pupils on roll Jan 2020:	156
Total No. of Preferences for Sept. 2020:	107
No. of 1st Preferences for September, 2020:	49

Admission Policy for September, 2021 (No. of pupils admitted in 2018 shown in brackets)

1. Looked after children or previously looked after children.
2. Siblings.
3. Home to school distance (measured in a straight line).

Supplementary Form Required: No

Churchdown Parton Manor Junior School

Telephone: 01452 713262 **Headteacher:** Mr Darren Preece
Email: head@partonmanor-jun.gloucs.sch.uk
Website: www.partonmanorfed.co.uk
Address: Craven Drive, Churchdown, Gloucester GL3 2DR

Category of School:	Junior
Status of School:	Community
Age Range	7-11
Published Admission Number:	60
No. of pupils on roll Jan 2020:	216
Total No. of Preferences for Sept. 2020:	74
No. of 1st Preferences for September, 2020:	54

Admission Policy for September, 2021

1. Looked after children or previously looked after children.
2. Children attending the companion infant school.
3. Siblings attending the infant or junior school.
4. Home to school distances (measured in straight line).

Supplementary Form Required: No

Churchdown Village Infant Academy

Telephone: 01452 714178 **Headteacher:** Mrs Julie Guest
Email: admin@cvis.org.uk
Website: www.churchdownvillageinf.co.uk
Address: Station Road, Churchdown, Gloucester GL3 2NB

Category of School:	Infant
Status of School:	Academy
Age Range	4-7
Published Admission Number:	60
No. of pupils on roll Jan 2020:	180
Total No. of Preferences for Sept. 2020:	158
No. of 1st Preferences for September, 2020:	70

Admission Policy for September, 2021

1. Looked after children or previously looked after children.
2. The admission criteria for Churchdown Village Infant School, offers a higher priority for children with siblings who will be attending the school when the applicant child is admitted. For this purpose, sibling refers to brother or sister, half brother or sister, adopted brother or sister, step brother or sister, or the child of the parent/carer's partner as well as children who are brought together as a family by a same sex civil partnership. In every case, the child must be living in the same family unit at the same address, at the time of application. This is in line with the criteria for Community and Voluntary Controlled Schools.
3. Children of full or part time salaried members of staff who are employed on either a minimum of a 50% contract with the school and/or where the member of staff has been employed at the school for two or more years at the time at which the application for admission to the school is made.
4. Children with the strongest geographical claim in the year in which the child is to start school on the closing date for applications. Note: The distance will be measured in a straight line from the child's home address (including flats) to the central part of the school, using the Local Authority's computerised measuring system. Those living the closest will receive the higher priority.

Where any particular category at points 1-2 above is oversubscribed, criterion 3 (strongest geographical claim based on straight line distance) will be used to determine which child is offered a place.

In the event of a tie between two or more children, when applying criterion 3, the strongest geographical claim will be measured in a straight line from the ordnance survey point from the child's home address (including flats) to the ordnance survey address point of the school using the Local Authority's computerised measuring system with those living closer to the school receiving the higher priority.

Supplementary Form Required: No

Churchdown Village Junior School

Telephone: 01452 712330

Headteacher: Mr Mark Bacon

Email: admin@churchdownvillage-jun.gloucs.sch.uk

Website: www.cvjs.org.uk

Address: Station Road, Churchdown, Gloucester GL3 2JX

Category of School:	Junior
Status of School:	Community
Age Range	7-11
Published Admission Number:	60
No. of pupils on roll Jan 2020:	240
Total No. of Preferences for Sept. 2020:	81
No. of 1st Preferences for September, 2020:	59

Admission Policy for September, 2021

1. Looked after children or previously looked after children.
2. Children attending the companion infant school.
3. Siblings attending the junior school.
4. Siblings attending the infant school
5. Home to school distances (measured in straight line).

Supplementary Form Required: No

Cirencester Primary School

Telephone: 01285 658550

Headteacher: Mrs Wendy Foster

Email: admin@cirencester-pri.gloucs.sch.uk

Website: www.cirencesterprimaryschool.co.uk

Address: Victoria Road, Cirencester, Glos. GL7 1EX

Category of School:	Primary
Status of School:	Community
Age Range	4-11
Published Admission Number:	60
No. of pupils on roll Jan 2020:	374
Total No. of Preferences for Sept. 2020:	69
No. of 1st Preferences for September, 2020:	29

Admission Policy for September, 2021

1. Looked after children or previously looked after children.
2. Siblings.
3. Home to school distance (measured in a straight line).

Supplementary Form Required: No

Clearwater C of E Primary Academy

Telephone: 01452 347690

Headteacher: Mrs Kate Moss

Email: admin@clearwateracademy.co.uk

Website: www.clearwateracademy.co.uk

Address: Unit 4, Olympus Business Park, Quedgeley (temporary site)
Clearwater Drive, Quedgeley (permanent site from 2021)

Category of School:	Primary
Status of School:	Academy
Age Range	4-11
Published Admission Number:	60
No. of pupils on roll Jan 2020:	67
Total No. of Preferences for Sept. 2020:	69
No. of 1st Preferences for September, 2020:	20

Admission Policy for September, 2021

1. Looked after children or previously looked after children.
2. Children for whom only the academy is appropriate due to an exceptional medical condition. Applications under this criterion will only be considered if they are supported at the time of application by a written statement from the child's doctor. This should be addressed to the Chair of Governors. The letter of support must demonstrate that there is a very specific connection between the medical need(s) of the child and the facilities or resources of the academy.
3. Children who have siblings attending Clearwater Church of England Primary Academy when the younger child is admitted. For the purposes of this policy, siblings are defined as a brother or sister, half brother or sister, adopted brother or sister, step brother or sister, or the child of the parent/carer's partner, and in every case, the child must be living in the same family unit at the same address.
4. Children with the strongest geographical claim, measured in a straight line from the Ordnance Survey address point of the child's home address (including flats) to the Ordnance Survey address point of the academy, using the Local Authority's computerised measuring system, with those living closer to the academy receiving the higher priority.

Tie Break

Random allocation will be used as a tie-break to decide who has highest priority for admission if the distance between a child's home and the academy is equidistant in any individual case. This

will be administered by the Local Authority. However, if children of multiple births (twins and triplets) are tied for the final place, those siblings will be admitted over PAN as permitted by infant class size rules.

Supplementary Form Required: No

Clearwell C of E Primary School

Telephone: 01594 834904

Headteacher: Mrs Cilla James

Email: admin@clearwell.gloucs.sch.uk

Website: www.clearwellprimaryschool.co.uk

Address: Church Road, Clearwell, Coleford, Gloucestershire, GL16 8LG

Category of School:	Primary
Status of School:	Voluntary Controlled
Age Range	4-11
Published Admission Number:	10
No. of pupils on roll Jan 2020:	47
Total No. of Preferences for Sept. 2020:	18
No. of 1st Preferences for September, 2020:	7

Admission Policy for September, 2021

1. Looked after children or previously looked after children.
2. Siblings.
3. Home to school distance (measured in a straight line).

Supplementary Form Required: No

Coaley C of E Primary School

Telephone: 01453 890358

Exec Headteacher: Richard Lucas

Email: admin@coaley.gloucs.sch.uk

Website: www.coaleyacademy.co.uk

Address: The Street, Coaley, Dursley, Gloucestershire GL11 5EB

Category of School:	Primary
Status of School:	Academy
Age Range	4-11
Published Admission Number:	12
No. of pupils on roll Jan 2020:	50
Total No. of Preferences for Sept. 2020:	23
No. of 1st Preferences for September, 2020:	10

Admission Policy for September, 2021

1. Looked after children or previously looked after children.
2. Children who have an older sibling attending Coaley C of E Primary Academy and who will continue to do so when the younger child is admitted. A sibling is defined as a brother or sister, half brother or sister, adopted brother or sister, step brother or sister, or the child of the parent/carer's partner, and in every case, the child must be living in the same family unit at the same address.
3. Children with the strongest geographical claim, measured in a straight line from the ordnance survey address point of the child's home address (including flats) to the ordnance survey address point of the school, using the Local Authority's computerised measuring system, with those living closer to the school receiving the higher priority.

Where points 1 and 2 are oversubscribed, criterion 3 (strongest geographical claim based on straight line distance) will be used to determine which child is offered a place. In the event of a tie between two or more children when applying criterion 3 (strongest geographical claim based on straight line distance) where there are not enough places available to offer all children a place at the school, a process of random allocation will be followed by the Governing body.

Supplementary Form Required: No

Coalway Community Infant School

Telephone: 01594 833457

Headteacher: Mrs. F Hamilton

Email: admin@coalway-inf.gloucs.sch.uk

Website: www.coalway-inf.gloucs.sch.uk

Address: Coalway Road, Coalway, Coleford, Glos. GL16 7HL

Category of School:	Infant
Status of School:	Community
Age Range	4-7
Published Admission Number:	60
No. of pupils on roll Jan 2020:	163
Total No. of Preferences for Sept. 2020:	78
No. of 1st Preferences for September, 2020:	58

Admission Policy for September, 2021

1. Looked after children or previously looked after children.
2. Siblings.
3. Home to school distance (measured in a straight line).

Supplementary Form Required: No

Coalway Junior School

Telephone: 01594 810271

Headteacher: Mrs Fay White

Email: admin@coalwayjunior.co.uk

Website: www.coalwayjunior.co.uk

Address: 63 Coalway Road, Coalway, Coleford, Gloucestershire, GL16 7HL

Category of School:	Junior
Status of School:	Community
Age Range	7-11
Published Admission Number:	60
No. of pupils on roll Jan 2020:	227
Total No. of Preferences for Sept. 2020:	60
No. of 1st Preferences for September, 2020:	60

Admission Policy for September, 2021

1. Looked after children or previously looked after children.
2. Children attending the companion infant school.
3. Siblings attending the infant / junior school.
4. Home to school distances (measured in straight line).

Supplementary Form Required: No

Coberley C of E Primary School

Telephone: 01242 870366

Email: admin@coberley.gloucs.sch.uk

Website: www.coberleycoepprimary.co.uk

Address: Coberley Village, Cheltenham, Gloucestershire, GL53 9QZ

Headteacher: Mr Andrew Milner

Category of School:

Primary

Status of School:

Voluntary Controlled

Age Range

4-11

Published Admission Number:

10

No. of pupils on roll Jan 2020:

69

Total No. of Preferences for Sept. 2020:

18

No. of 1st Preferences for September, 2020:

8

Admission Policy for September, 2021

1. Looked after children or previously looked after children.
2. Siblings.
3. Home to school distance (measured in a straight line).

Supplementary Form Required: No

Cold Aston C of E Primary School

Telephone: 01451 820470

Email: admin@coldaston.gloucs.sch.uk

Website: www.northcotswoldschools.co.uk

Address: Cold Aston, Cheltenham, Gloucestershire, GL54 3BN

Headteacher: Alexandra Symondson

Category of School:

Primary

Status of School:

Voluntary Controlled

Age Range

4-11

Published Admission Number:

15

No. of pupils on roll Jan 2020:

79

Total No. of Preferences for Sept. 2020:

29

No. of 1st Preferences for September, 2020:

12

Admission Policy for September, 2021

1. Looked after children or previously looked after children.
2. Siblings.
3. Home to school distance (measured in a straight line).

Supplementary Form Required: No

Coney Hill Community Primary School

Telephone: 01452 522734

Email: admin@coneyhill.gloucs.sch.uk

Website: www.coneyhillprimary.co.uk

Address: Coney Hill Road, Gloucester GL4 4NA

Headteacher: Mrs. Rachel Lane

Category of School:

Primary

Status of School:

Community

Age Range

4-11

Published Admission Number:	30
No. of pupils on roll Jan 2020:	270
Total No. of Preferences for Sept. 2020:	142
No. of 1st Preferences for September, 2020:	64

Admission Policy for September, 2021

1. Looked after children or previously looked after children.
2. Siblings.
3. Home to school distance (measured in a straight line).

Supplementary Form Required: No

Coopers Edge Primary School

Telephone: 01452 612038

Headteacher: Mrs Keely Folker

Email: admin@coopersedge.gloucs.sch.uk

Website: www.coopersedge.gloucs.sch.uk

Address: Typhoon Way, Coopers Edge, Brockworth, Gloucester, GL3 4DY

Category of School:	Primary
Status of School:	Trust
Age Range	4-11
Published Admission Number:	60
No. of pupils on roll Jan 2020	393
Total No. of Preferences for Sept. 2020:	119
No. of 1st Preferences for September, 2020:	68

Admission Policy for September, 2021

1. Looked after children or previously looked after children.
2. Children who will have siblings attending the school at the time of their admission. Siblings are defined as a brother or sister, half brother or sister, adopted brother or sister, step brother or sister, or the child of the parent /carer's partner, and in every case, the child must be living in the same family unit at the same address at the time of admission.
3. Children for whom only this particular school is appropriate due to an exceptional medical condition. Applications under this criterion will only be considered if they are supported by a written statement from a doctor. This must demonstrate that there is a very specific connection between the medical need and this school.
4. Children of permanent staff where the member of staff has been employed at Coopers Edge School for at least 2 consecutive years or the member of staff has been recruited to fill a vacant post for which there is a demonstrable skills shortage: in order of the proximity of their home address to Coopers Edge School, with the closest having the highest priority.
5. Children who live in the catchment area, defined as 'Coopers Edge', i.e. children living in a home inside the Coopers Edge development boundary as shown by a 'map of the development'.

If after applying the catchment criteria there are more applications than places within the catchment area, a further tie-breaker of Random Allocation will be used for these applications. Random Allocation will be supervised by someone independent of the school with a fresh round of random allocation used each time a child is to be offered a place from a waiting list.

6. Children who live outside the catchment area, with the strongest geographical claim, measured in a straight line from the ordnance survey point of the child's home address (including flats) to the ordnance survey address of the school, using the Local Authority's computerised measuring system, with those living closer to the school receiving the higher priority.

If after applying the distance criteria there are more applications than places with the same distance, a further tie-breaker of Random Allocation will be used for these applications.

Supplementary Form Required: No

Cranham C of E Primary School

Telephone: 01452 812660

Headteacher: Mrs Rebecca Slater

Email: admin@cranham.gloucs.sch.uk

Website: www.cranhamschool.com

Address: Cranham, Gloucester, Gloucestershire. GL4 8HS

Category of School:	Primary
Status of School:	Voluntary Aided
Age Range	4-11
Published Admission Number:	8
No. of pupils on roll Jan 2020:	62
Total No. of Preferences for Sept. 2020:	19
No. of 1st Preferences for September, 2020:	8

Admission Policy for September, 2021

1. Looked after children or previously looked after children.
2. Children who have a sibling attending the school and who will continue to do so when the younger child is admitted. We define siblings as a brother or sister, half-brother or sister, adopted brother or sister, step brother or sister, or the child of the parent's/carer's partner, and in every case, the child must be living in the same family unit at the same address.
3. Where the family lives in the parish of Cranham. A copy of the map showing the parish of Cranham can be viewed in the school office.
4. Children from families who regularly worship at St James the Great Church, Cranham. The governing body consider regular to be at least once a month. A letter of support from the Minister or member of the PCC would be required. This should be submitted to the Headteacher, no later than 5 working days before the deadline for Admission applications. However, where a family has moved into the area within the two years, consideration will still be made on the application, providing regular attendance at the parish church can be verified by a letter from the Vicar.
5. Children for whom only this particular school is appropriate due to an exceptional medical condition. Applications under this criterion will only be considered if they are supported by a written statement from a doctor. This must demonstrate that there is a very specific connection between the medical needs and Cranham School.
6. Children from Christian families who regularly worship outside the boundary of the parish of Cranham. (Being a member of the Churches Together in England) The governing body consider regular to be at least once a month. A letter of support from the Minister or member of the PCC would be required. This should be submitted to the Headteacher, no later than 5 working days before the deadline for Admission applications.
7. Children with the strongest geographical claim, measured in a straight line from the ordnance survey address point of the child's home address (including flats) to the ordnance survey address point of the school, using the Local Authority's computerised measuring system, with those living closer to the school receiving the higher priority

Where any particular category at points 1-5 is oversubscribed, criterion 7 will be used to determine which child will be offered a place.

In the event of a tie between two or more children when applying criterion 7 where there are not enough places available to offer all children a place at the school, a process of random allocation will be followed by the Governing Body.

Supplementary Form Required: see criteria 4, 5 and 6 above

The Croft Primary School

Telephone: 01452 812479

Headteacher: Mrs Rebecca Gore

Email: admin@croft.gloucs.sch.uk

Website: www.croft.gloucs.sch.uk

Address: Churchill Way, Painswick, Glos. GL6 6RQ

Category of School:	Primary
Status of School:	Community
Age Range	4-11
Published Admission Number:	20
No. of pupils on roll Jan 2020:	143
Total No. of Preferences for Sept. 2020:	29
No. of 1st Preferences for September, 2020:	16

Admission Policy for September, 2021

1. Looked after children or previously looked after children.
2. Siblings.
3. Home to school distance (measured in a straight line).

Supplementary Form Required: No

Deerhurst and Apperley C of E Primary School

Telephone: 01452 780374

Headteacher: Mrs Jayne Neveu

Email: head@deerhurst.gloucs.sch.uk

Website: www.deerhurst.gloucs.sch.uk

Address: School Road, Apperley, Gloucester, GL1 4DQ

Category of School:	Primary
Status of School:	Voluntary Controlled
Age Range	4-11
Published Admission Number:	12
No. of pupils on roll Jan 2020:	76
Total No. of Preferences for Sept. 2020:	21
No. of 1st Preferences for September, 2020:	9

Admission Policy for September, 2021

1. Looked after children or previously looked after children.
2. Siblings.
3. Home to school distance (measured in a straight line).

Supplementary Form Required: No

Dinglewell Infant School

Telephone: 01452 619154

Headteacher: Mrs Nicola Barby

Email: admin@dinglewell-inf.gloucs.sch.uk

Website: www.dinglewell-inf.gloucs.sch.uk

Address: Dinglewell, Hucclecote, Gloucester GL3 3HS

Category of School:	Infant
Status of School:	Community

Age Range	4-7
Published Admission Number:	90
No. of pupils on roll Jan 2020:	270
Total No. of Preferences for Sept. 2020:	246
No. of 1st Preferences for September, 2020:	83

Admission Policy for September, 2021

1. Looked after children or previously looked after children.
2. Siblings.
3. Home to school distance (measured in a straight line).

Supplementary Form Required: No

Dinglewell Junior School

Telephone: 01452 617376 **Headteacher:** Miss G Brogan
Email: admin@dinglewells-jun.gloucs.sch.uk
Website: www.dinglewelljuniors.co.uk
Address: Dinglewell, Hucclecote, Gloucester GL3 3HS

Category of School:	Junior
Status of School:	Community
Age Range	7-11
Published Admission Number:	90
No. of pupils on roll Jan 2020:	356
Total No. of Preferences for Sept. 2020:	101
No. of 1st Preferences for September, 2020:	91

Admission Policy for September, 2021

1. Looked after children or previously looked after children.
2. Children attending the companion infant school.
3. Siblings attending the Junior school.
4. Siblings attending the Infant school.
5. Home to school distances (measured in straight line).

Supplementary Form Required: No

Down Ampney C of E Primary School

Telephone: 01793 750294 **Headteacher:** Mr Adam Clark
Email: admin@downampney.gloucs.sch.uk
Website: www.downampneyprimaryschool.co.uk
Address: Down Ampney, Glos GL7 5QR

Category of School:	Primary
Status of School:	Voluntary Controlled
Age Range	4-11
Published Admission Number:	8
No. of pupils on roll Jan 2020:	43
Total No. of Preferences for Sept. 2020:	6
No. of 1st Preferences for September, 2020:	<5

Admission Policy for September, 2021

1. Looked after children or previously looked after children.
2. Siblings.

3. Home to school distance (measured in a straight line).

Supplementary Form Required: No

Drybrook Primary School

Telephone: 01594 542448

Headteacher: Ben Lyons

Email: admin@drybrook.gloucs.sch.uk

Website: www.drybrookschool.co.uk

Address: Drybrook Road, Drybrook, Glos. GL17 9JF

Category of School:	Primary
Status of School:	Academy
Age Range	4-11
Published Admission Number:	20
No. of pupils on roll Jan 2020:	93
Total No. of Preferences for Sept. 2020:	16
No. of 1st Preferences for September, 2020:	11

Admission Policy for September, 2021

1. Looked after children or previously looked after children.
2. Siblings.
3. Home to school distance (measured in a straight line).

Supplementary Form Required: No

Dunalley Primary School

Telephone: 01242 512391

Headteacher: Mrs Alison Godfrey

Email: admin@dunalley.gloucs.sch.uk

Website: www.dunalley.gloucs.sch.uk

Address: West Drive, Cheltenham, Gloucestershire, GL50 4LB

Category of School:	Primary School
Status of School:	Community
Age Range	4-11
Published Admission Number:	60
No. of pupils on roll Jan 2020:	401
Total No. of Preferences for Sept. 2020:	168
No. of 1st Preferences for September, 2020:	51

Admission Policy for September, 2021

1. Looked after children or previously looked after children.
2. Siblings.
3. Home to school distance (measured in a straight line).

Supplementary Form Required: No

Dursley C of E Primary Academy

Telephone: 01453 542304

Principal: Mr Paul Daniels

Email: admin@dursley.gloucs.sch.uk

Website : www.dursleycofeprimaryschool.org.uk

Address: School Road, Highfields, Dursley, Gloucestershire, GL11 4NZ

Category of School:	Primary School
Status of School:	Academy
Age Range	4-11
Published Admission Number:	45
No. of pupils on roll Jan 2020:	271
Total No. of Preferences for Sept. 2020:	61
No. of 1st Preferences for September, 2020:	41

Admission Policy for September, 2021

1. Looked after children or previously looked after children.
2. Children who have siblings attending the Academy at the time the applicant child is admitted. (We define siblings as a brother or sister, half brother or sister, adopted brother or sister, step brother or sister, or the child of the parent/carer's partner, and in every case, the child must be living in the same family unit at the same address)
3. Children for whom only one particular school is appropriate due to an exceptional medical condition. Applications under this criterion will only be considered if they are supported by a written statement from the child's doctor, which has to be submitted with the application. This must demonstrate that there is a very specific connection between the medical need and the facilities or resources of the school concerned.
4. Children whose permanent home address lies within the boundary of Dursley Civil Parish. A copy of the definitive map can be found on the Academy's website. A copy is also available for inspection in the Academy office. In the event of there being more applications than available places then children with the strongest geographical claim will be given priority. Distances will be measured in a straight line from the ordnance survey address point of the child's home address (including flats) to the ordnance survey address point of the Academy, using the local Authority's computerised measuring system on behalf of the Diocese of Gloucester Academies Trust (Admission Authority).
5. Children whose permanent home address lies outside the boundary of Dursley Civil Parish will be allocated on the basis of strongest geographical claim as detailed in 4 above.

In the event of oversubscription and in the event of a tie break situation, where two or more children live an identical distance from the Academy, a lottery will take place to allocate any remaining places

Supplementary Form Required: See point 2 above.

Eastcombe Primary School

Telephone: 01452 770227

Headteacher: Mrs. Claire Jones

Email: admin@eastcombe.gloucs.sch.uk

Website: www.eastcombeprimaryschool.co.uk

Address: Dr. Crouch's Rd., Eastcombe, Stroud, Glos., GL6 7EA

Category of School:	Primary
Status of School:	Community
Age Range	4-11
Published Admission Number:	11
No. of pupils on roll Jan 2020:	58
Total No. of Preferences for Sept. 2020:	29
No. of 1st Preferences for September, 2020:	7

Admission Policy for September, 2021

1. Looked after children or previously looked after children.
2. Siblings.
3. Home to school distance (measured in a straight line).

Supplementary Form Required: No

Eastington Primary School

Telephone: 01453 822922

Headteacher: Ms Zoe Avastu

Email: admin@eastington.gloucs.sch.uk

Website: www.eastingtonprimary.co.uk

Address: Churchend, Eastington, Stonehouse, Glos., GL10 3SB

Category of School:	Primary
Status of School:	Community
Age Range	4-11
Published Admission Number:	20
No. of pupils on roll Jan 2020:	140
Total No. of Preferences for Sept. 2020:	82
No. of 1st Preferences for September, 2020:	28

Admission Policy for September, 2021

1. Looked after children or previously looked after children.
2. Siblings.
3. Home to school distance (measured in a straight line).

Supplementary Form Required: No

Ellwood Community Primary School

Telephone: 01594 833232

Headteacher: Mrs Donna Milford

Email: admin@ellwood.gloucs.sch.uk

Website: www.ellwoodschool.co.uk

Address: Bromley Road, Ellwood, Coleford, Glos. GL16 7LY

Category of School:	Primary
Status of School:	Community
Age Range	4-11
Published Admission Number:	20
No. of pupils on roll Jan 2020:	143
Total No. of Preferences for Sept. 2020:	58
No. of 1st Preferences for September, 2020:	24

Admission Policy for September, 2021

1. Looked after children or previously looked after children.
2. Siblings.
3. Home to school distance (measured in a straight line).

Supplementary Form Required: No

Elmbridge Primary School

Telephone: 01452 523632

Headteacher: Mr Glen Tharia

Email: admin@elmbridgeprimary.co.uk

Website: www.elmbridgeprimaryschool.co.uk

Address: Elmbridge Road, Gloucester GL2 0LN

Category of School:	Primary
Status of School:	Community
Age Range	4-11
Published Admission Number:	90
No. of pupils on roll Jan 2020:	624
Total No. of Preferences for Sept. 2020:	226
No. of 1st Preferences for September, 2020:	93

Admission Policy for September, 2021

1. Looked after children or previously looked after children.
2. Siblings.
3. Home to school distance (measured in a straight line).

Supplementary Form Required: No

English Bicknor C of E Primary School

Telephone: 01594 860367 **Headteacher:** Hayley Alliston
Email: admin@englishbicknor.gloucs.sch.uk
Website: www.englishbicknor.gloucs.sch.uk
Address: English Bicknor, Coleford, Glos. GL16 7PG

Category of School:	Primary
Status of School:	Voluntary Controlled
Age Range	4-11
Published Admission Number:	11
No. of pupils on roll Jan 2020:	57
Total No. of Preferences for Sept. 2020:	16
No. of 1st Preferences for September, 2020:	8

Admission Policy for September, 2021

1. Looked after children or previously looked after children.
2. Siblings.
3. Home to school distance (measured in a straight line).

Supplementary Form Required: No

Fairford C of E Primary School

Telephone: 01285 712543 **Headteacher:** Mrs J Fellows
Email: admin@fairford.gloucs.sch.uk
Website: www.fairford.gloucs.sch.uk
Address: The Park, Leafield Road, Fairford, Gloucestershire, GL7 4JQ

Category of School:	Primary
Status of School:	Voluntary Controlled
Age Range	4-11
Published Admission Number:	45
No. of pupils on roll Jan 2020:	279
Total No. of Preferences for Sept. 2020:	61
No. of 1st Preferences for September, 2020:	41

Admission Policy for September, 2021

1. Looked after children or previously looked after children.
2. Siblings.

3. Home to school distance (measured in a straight line).

Supplementary Form Required: No

Field Court C of E Infant Academy

Telephone: 01452 720257

Headteacher: Mr A Osborne

Email: admin@fieldcourt-inf.gloucs.sch.uk

Website : www.fieldcourt-inf.gloucs.sch.uk

Address: Courtfield Road, Quedgeley, Gloucester, Gloucestershire, GL2 4UF

Category of School: Infant School

Status of School: Academy

Age Range 4-7

Published Admission Number: 90

No. of pupils on roll Jan 2020: 270

Total No. of Preferences for Sept. 2020: 196

No. of 1st Preferences for September, 2020: 101

Admission Policy for September, 2021

1. Looked after children or previously looked after children.
2. Children whose brothers or sisters are attending the Field Court C of E Infants or Field Court Junior Academy at the time of Reception admission. For this purpose, sibling refers to brother or sister, half brother or sister, adopted brother or sister, stepbrother or sister, or the child of the parent/carer's partner as well as children who are brought together as a family by a same sex civil partnership. In every case, the child must be living in the same family unit at the same address, at the time of application.
3. Children who can prove that they have a particular medical reason for attending the school. Note: Children for whom only this particular school is appropriate due to an exceptional medical condition. Applications will only be considered if supported by a written statement from the applicant's doctor, which must demonstrate that there is a very specific connection between the medical need and the facilities or resources of the school. The final decision to accept a child under this category will be made by the Governing Body through consultation with relevant professional where necessary.
4. How far the applicant lives from the School using the straight-line distance measurement using the LA's computerised system. Those living closest will receive the higher priority.

Special Notes

Where any particular category at points 1-3 above is oversubscribed, criterion 4 (strongest geographical claim based on straight-line distance) will be used to determine which child is offered a place.

In the event of a tie between two or more children, when applying to criterion 4, the strongest geographical claim will be measured in a straight line from the Ordnance survey point from the child's home address (including flats) to the Ordnance survey address point of the school using the Local Authority's computerised measuring system with those living closer to the school receiving the higher priority.

Where there are not enough places available to offer all children a place at the school, a process of random allocation will be followed by the Governing Body.

Supplementary Form Required: No

Field Court Junior Academy

Telephone: 01452 720066

Headteacher: Mrs K Armstrong

Email: admin@fieldcourt-jun.gloucs.sch.uk

Website : www.fieldcourt-jun.gloucs.sch.uk

Address: Courtfield Road, Quedgeley, Gloucester, Gloucestershire, GL2 4UF

Category of School:	Junior
Status of School:	Academy
Age Range	7-11
Published Admission Number:	90
No. of pupils on roll Jan 2020:	361
Total No. of Preferences for Sept. 2020:	95
No. of 1st Preferences for September, 2020:	92

Admission Policy for September, 2021

1. Looked after children or previously looked after children.
2. Children who already have an older sibling in attendance at the Field Court Junior Academy. For the purpose of this admissions policy the term 'sibling' refers to brother or sister, half brother or sister, adopted brother or sister, step brother or sister, or the child of the parent/carer's partner, and in every case, the child must be living in the same family unit at the same address, at the time of application.
3. Children who are moving on from the companion school, Field Court C of E Infant Academy.
4. Children with authenticated medical reasons for attending Field Court Junior Academy. Where it is only Field Court Academy which is able to deal with the specific medical need, supported by a doctor's certificate.
5. Proximity of the child's home to the academy with those living nearer being accorded the higher priority. Measured from the OS point of the home address of the child as at 15th January in the year the child starts academy, to the OS point of the academy. For admission purposes this should be measured in straight line from the ordnance survey point of the child's home address to the ordnance survey point of the academy.

In the event of a distance tie break a person of legal authority will conduct a draw situation where one of the tie breaker children is selected at random anonymously be admitted.

Supplementary Form Required: No

Finlay Community School

Telephone: 01452 530310

Exec Headteacher: Mrs R Lane

Email: admin@finlay.gloucs.sch.uk

Operational Head Teacher : Mrs H Williams

Website : www.finlayschool.co.uk

Address: Finlay Road, Gloucester, Gloucestershire, GL4 6TR

Category of School:	Primary School
Status of School:	Foundation
Age Range	4-11
Published Admission Number:	60
No. of pupils on roll Jan 2020:	295
Total No. of Preferences for Sept. 2020:	134
No. of 1st Preferences for September, 2020:	61

Admission Policy for September, 2021

1. Looked after children or previously looked after children.
2. Children wishing to join older brothers/sisters already attending the school. The older child must be continuing to attend the school when the younger child is admitted. 'Sibling refers to

a brother or sister, half brother or sister, adopted brother or sister, step brother or sister or the child of the parent/carer's partner, as well as children brought together as a family by a same sex civil partnership. In every case, the child must be living in the same family unit at the same address.

3. Children with the strongest geographical claim, measured in a straight line from the ordnance survey address point of the child's home address (including flats) to the ordnance survey address point of the school, using the Local Authority's computerised measuring system, with those living closer to the school receiving the higher priority.

Supplementary Form Required: No

Forest View Primary School

Telephone: 01594 822241

Headteacher: Ben Lyons

Email: admin@forestview.gloucs.sch.uk

Website: www.forestviewschool.org.uk

Address: Latimer Road, Cinderford, Gloucestershire. GL14 2QA

Category of School:	Primary
Status of School:	Academy
Age Range	4-11
Published Admission Number:	60
No. of pupils on roll Jan 2020:	365
Total No. of Preferences for Sept. 2020:	55
No. of 1st Preferences for September, 2020:	40

Admission Policy for September, 2021

1. Looked after children or previously looked after children.
2. Children who will have siblings attending the school at the time the applicant child is admitted. The definition of a sibling is "a brother or sister, half-brother or sister, adopted brother or sister, step brother or sister, or the child of the parent's/carer's partner as well as children who are brought together as a family by a same sex civil partnership. In every case, the child must be living in the same family unit at the same address".
3. Children of paid employees at Forest View Primary School. *Paid employees refer to staff members who have been employed at the school for two or more years at the time at which the application for admission to the school is made, and/or the member of staff is recruited to fill a vacant post for which there is a demonstrable skill shortage.*
4. Children for whom only one particular school is appropriate due to an exceptional medical condition. *Applications under this criterion will only be considered if they are supported by a written statement from the child's doctor, which has to be submitted with the application. This must demonstrate that there is a very specific connection between the medical need and the facilities or resources of the school concerned.*
5. Children with the strongest geographical claim, measured in a straight line from the ordnance survey address point of the child's home address (including flats) to the ordnance survey address point of the school, using the Local Authority's computerised measuring system on behalf of Forest View Primary School (admissions authority), with those living closer to the school receiving the higher priority.

Where any particular category at points 1-4 above is oversubscribed, criterion 5 (strongest geographical claim based on straight line distance) will be used to determine which child is offered a place.

In the event of a tie between two or more children when applying criterion 5 (strongest geographical claim based on straight line distance) where there are not enough places available to offer all children a place at the school, a process of random allocation will be followed by the school. This will be in the form of a manual process which is overseen by an independent person.

Supplementary Form Required: See Point 4 above.

Foxmoor Primary School

Telephone: 01453 757251

Headteacher: Mr Richard Bridgewater

Email: admin@foxmoor.gloucs.sch.uk

Website: www.foxmoorprimary.co.uk

Address: Hunters Way, Cashes Green, Stroud, Gloucestershire, GL5 4UJ

Category of School:	Primary
Status of School:	Community
Age Range	4-11
Published Admission Number:	37
No. of pupils on roll Jan 2020:	265
Total No. of Preferences for Sept. 2020:	88
No. of 1st Preferences for September, 2020:	44

Admission Policy for September, 2021

1. Looked after children or previously looked after children.
2. Siblings.
3. Home to school distance (measured in a straight line).

Supplementary Form Required: No

Gardners Lane Primary School

Telephone: 01242 515761

Headteacher: Charles Welsh

Email: admin@gardnerslane.gloucs.sch.uk

Website: www.gardnerslane.org.uk

Address: Swindon Road, Cheltenham, Gloucestershire. GL51 9JW

Category of School:	Primary
Status of School:	Foundation
Age Range	4-11
Published Admission Number:	60
No. of pupils on roll Jan 2020:	296
Total No. of Preferences for Sept. 2020:	39
No. of 1st Preferences for September, 2020:	26

Admission Policy for September, 2021

1. Looked after children or previously looked after children.
2. Children who will have siblings attending the school at the time when the younger child is admitted. For the purpose of this admissions policy the term 'sibling' refers to brother or sister, half brother or sister, adopted brother or sister, step brother or sister, or the child of the parent/carer's partner, and in every case, the child must be living in the same family unit at the same address, at the time of application.
3. Children who have an authenticated medical reason for attending Gardners Lane School. Application under this criterion will only be considered if they are supported by a written statement from the child's doctor. This must demonstrate that there is a very specific connection between the medical need and the facilities or resources of the school.
4. Children with the strongest geographical claim, measured in a straight line from the ordnance survey address point of the child's home address (including flats) to the ordnance survey address point of the school, using the Local Authority's computerised measuring system, with those living closer to the school receiving the higher priority.

5 Children for whom Gardners Lane School is not the nearest primary school.

If there is insufficient space for all children in any one of the above priorities (1, 2 or 3) then places will be allocated to those with the strongest geographical claim, measured in a direct line.

In the event of a tie between two or more children when applying criterion 4) (strongest geographic claim based on straight line distance) where there are not enough places available to offer all children a place at Gardners Lane a process of random allocation will be followed.

Supplementary Form Required: See point 3.

Gastrells Community Primary School

Telephone: 01453 765959

Headteacher: Kate Merriman

Email: admin@gastrells.gloucs.sch.uk

Website: www.gastrellsprimarieschool.co.uk

Address: Kingscourt Lane, Stroud, Gloucestershire, GL5 3PS

Category of School:	Primary
Status of School:	Community
Age Range	4-11
Published Admission Number:	25
No. of pupils on roll Jan 2020:	171
Total No. of Preferences for Sept. 2020:	43
No. of 1st Preferences for September, 2020:	13

Admission Policy for September, 2021

1. Looked after children or previously looked after children.
2. Siblings.
3. Home to school distance (measured in a straight line).

Supplementary Form Required: No

The Federation of Newent Schools (Glebe Infant)

Telephone: 01531 820589

Headteacher: Mr T Larnar

Email: admin@newentfed.org

Website: www.glebeinfantschool.org.uk

Address: Glebe Way, Newent, Gloucestershire, GL18 1BL

Category of School:	Infant
Status of School:	Foundation
Age Range	4-7
Published Admission Number:	60
No. of pupils on roll Jan 2020:	124
Total No. of Preferences for Sept. 2020:	61
No. of 1st Preferences for September, 2020:	41

Admission Policy for September, 2021

1. Looked after children or previously looked after children.
2. Children who have a sibling attending the school and who will continue to do so when the younger child is admitted. The definition of a sibling is "a brother or sister, half-brother or sister, adopted brother or sister, step brother or sister, or the child of the parent's/carer's partner, and in every case, the child must be living in the same family unit at the same address".

3. Children for whom only this particular school is appropriate due to an exceptional medical condition. Applications under this criterion will only be considered if they are supported by a written statement from a doctor. This must demonstrate that there is a very specific connection between the medical need and this school.
4. Proximity of the child's home to the school, distances measured from the child's home to the school by a straight line measured from the Ordnance Survey address point of the child's home address (including flats) to the Ordnance survey point of the school, using the Local Authority computerised measuring system.

In the event of over subscription in any of the above criterion, places will be allocated to children with the strongest geographical claim, measured in a straight line from the Ordnance Survey address point of the child's home address (including flats) to the Ordnance survey point of the school, using the Local Authority's computerised measuring system, with those living closer to the school receiving the higher priority.

In the event of a tie between two or more children when applying criterion 4) (strongest geographical claim based on straight line distance) where there are not enough places available to offer all children a place at the school, a process of random allocation will be followed by the Governing Body. Witnessed by an independent person.

Supplementary Form Required: See point 3

Glenfall Community Primary School

Telephone: 01242 234055

Headteacher: Mr Anthony Mitchell

Email: admin@glenfall.gloucs.sch.uk

Website: www.glenfall.gloucs.sch.uk

Address: Glenfall Way, Charlton Kings, Cheltenham, Glos. GL52 6XZ

Category of School:	Primary
Status of School:	Community
Age Range	4-11
Published Admission Number:	30
No. of pupils on roll Jan 2020:	208
Total No. of Preferences for Sept. 2020:	132
No. of 1st Preferences for September, 2020:	25

Admission Policy for September, 2021

1. Looked after children or previously looked after children.
2. Siblings.
3. Home to school distance (measured in a straight line).

Supplementary Form Required: No

Gloucester Road Primary School

Telephone: 01242 512792

Headteacher: Mrs Gayle Fletcher

Email: admin@gloucesterroad.gloucs.sch.uk

Website : www.gloucesterroad.gloucs.sch.uk

Address: Gloucester Road, Cheltenham, Gloucestershire, GL51 8PB

Category of School:	Primary School
Status of School:	Community
Age Range	4-11
Published Admission Number:	30

No. of pupils on roll Jan 2020:	194
Total No. of Preferences for Sept. 2020:	102
No. of 1st Preferences for September, 2020:	32

Admission Policy for September, 2021

1. Looked after children or previously looked after children.
2. Siblings.
3. Home to school distance (measured in a straight line).

Supplementary Form Required: No

Gotherington Primary Academy

Telephone: 01242 675454

Headteacher: Mrs Katie Langley

Email: admin@gotherington.gloucs.sch.uk

Website: www.gotherington.gloucs.sch.uk

Address: The Lawns, Gotherington, Cheltenham, Glos. GL52 9QT

Category of School:	Primary
Status of School:	Academy
Age Range	4-11
Published Admission Number:	30
No. of pupils on roll Jan 2020:	214
Total No. of Preferences for Sept. 2020:	129
No. of 1st Preferences for September, 2020:	31

Admission Policy for September, 2021

1. Looked after children or previously looked after children.
2. Children who will have siblings attending the school at the time the applicant child is admitted.
For this purpose, sibling refers to brother or sister, half brother or sister, adopted brother or sister, step brother or sister, or the child of the parent/carers' partner, as well as children who are brought together as a family by a same sex civil partnership or marriage. In every case, the child must be living in the same family unit at the same address, at the time of application. If a child's parents live at separate addresses the address the sibling spends at least 3 school nights at (i.e. Sunday, Monday, Tuesday, Wednesday, Thursday) will be taken as the home address. Where a child lives with both parents on a 50/50 (equal) basis, both parents must agree and confirm the pupil's address which must match the priority address the school has registered for the sibling.
3. Children living within the local authority parishes of Gotherington, Woolstone and Oxenton.
4. Children with the strongest geographical claim, measured in a straight line from the ordnance survey address point of the child's home address (including flats) to the ordnance survey address point of the school, using the Local Authority's computerised measuring system, with those living closer to the school receiving the higher priority.

In the event of a tie between two or more children when applying criterion 4 (strongest geographical claim based on straight line distance) where there are not enough places available to offer all children a place at the school, a process of random allocation will be followed by the school, overseen by an independent person. Where twins or children from multiple births are part of a random allocation process they will be considered as one applicant if the number of available places allows.

Supplementary Form Required: No

Grange Primary School

Telephone: 01452 524050

Headteacher: Mrs Beth Williams

Email: admin@grange.academy

Website: www.grangeprimary.co.uk

Address: Holmleigh Road, Tuffley, Gloucester, GL4 0RW

Category of School:	Primary
Status of School:	Academy
Age Range	4-11
Published Admission Number:	45
No. of pupils on roll Jan 2020:	293
Total No. of Preferences for Sept. 2020:	84
No. of 1st Preferences for September, 2020:	46

Admission Policy for September, 2021

1. Looked after children or previously looked after children.
2. Children who will have siblings attending the school at the time the applicant child is admitted. A sibling is 'a brother or sister, half-brother or sister, adopted brother or sister, step brother or sister, or the child of the parent's/carer's partner, and in every case, the child must be living in the same family unit at the same address'.
3. Children for whom only this particular school is appropriate due to an exceptional medical condition. Applications under this criterion will only be considered if they are supported by a written statement from a doctor. This must demonstrate that there is a very specific connection between the medical need and this school.
4. Children with the strongest geographical claim, measured in a straight line from the ordnance survey address point of the child's home address (including flats) to the ordnance survey address point of the school, using the Local Authority's computerised measuring system, with those living closer to the school receiving the higher priority.

Where any particular category at points 1-3 above is oversubscribed, criterion 4 (strongest geographical claim based on straight line distance) will be used to determine which child is offered a place.

In the event of a tie breaker being needed, this will be the drawing of lots by an independent person in a supervised process.

Supplementary Form Required: No

Grangefield Primary School

Telephone: 01242 671003

Headteacher: Mrs Karen Lewis

Email: admin@grangefield.gloucs.sch.uk

Website: www.grangefield.gloucs.sch.uk

Address: Voxwell Lane, Bishops Cleeve, Cheltenham, Glos. GL52 8GL

Category of School:	Primary
Status of School:	Community
Age Range	4-11
Published Admission Number:	60
No. of pupils on roll Jan 2020:	337
Total No. of Preferences for Sept. 2020:	201
No. of 1st Preferences for September, 2020:	70

Admission Policy for September, 2021

1. Looked after children or previously looked after children.

2. Siblings.
3. Home to school distance (measured in a straight line).

Supplementary Form Required: No

Greatfield Park Primary School

Telephone: 01242 523301

Headteacher: Mr David Scorer

Email: admin@greatfieldpark.gloucs.sch.uk

Website: www.greatfieldparkschool.com

Address: Hulbert Crescent, Up Hatherley, Cheltenham, Glos, GL51 3FZ

Category of School:	Primary
Status of School:	Community
Age Range	4-11
Published Admission Number:	30
No. of pupils on roll Jan 2020:	240
Total No. of Preferences for Sept. 2020:	147
No. of 1st Preferences for September, 2020:	34

Admission Policy for September, 2021

1. Looked after children or previously looked after children.
2. Siblings.
3. Home to school distance (measured in a straight line).

Supplementary Form Required: No

Great Oldbury Primary Academy

Telephone: TBC

Headteacher: TBC

Email: greatoldburyprimary@gloucslearningalliance.org.uk

Website : www.greatoldburyprimaryacademy.org.uk

Address: TBC

Category of School:	Primary School
Status of School:	Academy
Age Range	4-11
Published Admission Number:	30 Reception in-take only
No. of pupils on roll Jan 2020:	N/A
Total No. of Preferences for Sept. 2020:	N/A
No. of 1st Preferences for September, 2020:	N/A

Admission Policy for September, 2021

1. Looked after children or previously looked after children.
2. Priority will next be given to the siblings of pupils attending the school at the time the application is received where an older sibling is in year 6 siblings will not be prioritised under this criterion. Sibling means a natural brother or sister, half brother or sister, a legally adopted brother or sister, step brother or sister or other child living in the household as part of the same family who, in any of these cases, will be living at the same address at the date of their application for a place.
3. Priority will next be given to children living within 1 mile of Great Oldbury Primary Academy.
4. Priority will next be given to 5 children eligible for the pupil or service premium. Evidence of eligibility will need to be submitted with the application.
5. Priority will next be given to 5 children eligible for free school meals. Evidence of eligibility will need to be submitted with the application.
6. Other children.

Tie-break:

If the school becomes oversubscribed within criteria 2, 3,4 or 5 above a distance tie-break will apply, with those living closest to the school being given priority for admission.

If two children live exactly the same distance from the school random allocation undertaken by someone unconnected to the School Trust will be used as a final tie-break to decide who will be admitted

Supplementary Form Required: See above criteria

Gretton Primary Academy

Telephone: 01242 602679

Headteacher: Mr Richard Woolston

Email: admin@gretton.gloucs.sch.uk

Website : www.gretton.gloucs.sch.uk

Address: Gretton, Nr Cheltenham, Gloucestershire, GL54 5EY

Category of School:	Primary School
Status of School:	Academy
Age Range	4-11
Published Admission Number:	15
No. of pupils on roll Jan 2020:	102
Total No. of Preferences for Sept. 2020:	47
No. of 1st Preferences for September, 2020:	7

Admission Policy for September, 2021

1. Looked after children or previously looked after children.
2. Children who will have siblings attending the school at the time the applicant child is admitted. (Sibling refers to brother or sister, half brother or sister, adopted brother or sister, step brother or sister, or the child of the parent/carer's partner as well as children who are brought together as a family by a same sex civil partnership). In every case, the child must be living in the same family unit at the same address.
3. Children with the strongest geographical claim, measured in a straight line from the ordnance survey point of the child's home address (including flats) to a central point of the school, using the local authority's computerised measuring system, with those living close to the school receiving the higher priority.

Where any particular category at points (1) – (2) above is oversubscribed, criterion (3) (strongest geographical claim based on straight line distance) will be used to determine which child is offered a place.

In the event of a tie between two or more children when applying criterion (3) (strongest geographical claim based on straight line distance) where there are not enough places available to offer all children a place at the school, a process of random allocation will be followed by the school as its own Admissions Authority. This will be in the form of a manual process which is overseen by an independent party. Where twins or children from multiple births are part of a random allocation process, they will be considered as one applicant.

Supplementary Form Required: No

Hardwicke Parochial Primary Academy

Telephone: 01452 720538

Headteacher: Mrs Wendy D'arcy

Email: admin@hardwicke.gloucs.sch.uk

(wef 01/09/2020)

Website: www.hardwicke.gloucs.sch.uk

Address: Poplar Way, Hardwicke, Gloucester GL2 4QG

Category of School:	Primary
Status of School:	Academy
Age Range	4-11
Published Admission Number:	60
No. of pupils on roll Jan 2020:	428
Total No. of Preferences for Sept. 2020:	106
No. of 1st Preferences for September, 2020:	40

Admission Policy for September, 2021

1. Looked after children or previously looked after children.
2. Children who have an older sibling attending Hardwicke Academy and who will continue to do so when the younger child is admitted. A sibling is defined as a brother or sister, half brother or sister, adopted brother or sister, step brother or sister, or the child of the parent/carer's partner, and in every case, the child must be living in the same family unit at the same address.
3. Children for whom only this particular school is appropriate due to an exceptional medical condition. Applications under this criterion will only be considered if they are supported by a written statement from a doctor. This must demonstrate that there is a very specific connection between the medical need and the facilities/ resources of this school.
4. Children of families who live in the school catchment area of Hardwicke excluding Hunt's Grove (blue striped area on map) depicted by the red boundary line on the map and whose parents have active connections* with St. Nicholas Church, Hardwicke.
5. Children of families whose parents have active connections* with St Nicholas Church, Hardwicke and who live outside the school catchment area of Hardwicke.
6. Children of Families who live in the school catchment area of Hardwicke (as depicted by the map) and whose parent have active connections* with other local Christian Churches belonging to Churches Together in Britain and Ireland
7. Children of families who live in the school catchment area of Hardwicke excluding Hunt's Grove (blue striped area on map) depicted by the red boundary line on the map.
8. Children who live closest to Hardwicke Academy. The strongest geographical claim will be measured in a straight line from the ordnance survey address point of the child's home address to the ordnance survey address point of the school, using the Local Authority's computerised measuring system, with those living in the parish of Hardwicke as depicted by the map receiving the higher priority

(Map available via the school)

*Active connections mean being on the electoral or membership roll of the church. A form available from the school should be completed and signed by the minister of the church.

In the event of over-subscription in any of the above criteria, places will be allocated to children with the strongest geographical claim, measured in a straight line from the ordnance survey address point of the child's home address to the ordnance survey address point of the school, using the Local Authority's computerised measuring system, with those living closer to the school receiving the higher priority.

In the event of a tie between two or more children when applying the strongest geographical claim based on straight line distance where there are not enough places available to offer all children a place at the school, a process of random allocation will be followed by the Governing Body which will also be overseen by an independent person.

Supplementary Form Required:	Yes
Available From:	School Office/website
Date to be Returned:	01/02/2021

Haresfield C of E Primary School

Telephone: 01452 720303

Headteacher: Mrs Rachel Bacon

Email: admin@haresfield.gloucs.sch.uk

Website: www.haresfieldschool.co.uk

Address: Haresfield, Stonehouse, Gloucestershire GL10 3EF

Category of School:	Primary
Status of School:	Voluntary Controlled
Age Range	4-11
Published Admission Number:	15
No. of pupils on roll Jan 2020:	102
Total No. of Preferences for Sept. 2020:	47
No. of 1st Preferences for September, 2020:	20

Admission Policy for September, 2021

1. Looked after children or previously looked after children.
2. Siblings.
3. Home to school distance (measured in a straight line).

Supplementary Form Required: No

Harewood Infant School

Telephone: 01452 526889

Headteacher: Karen Howard

Email: admin@harewood-inf.gloucs.sch.uk

Website: www.harewood-inf.gloucs.sch.uk

Address: Harewood Close, Tuffley, Gloucester GL4 0SS

Category of School:	Infant School
Status of School:	Community
Age Range	4-7
Published Admission Number:	90
No. of pupils on roll Jan 2020:	258
Total No. of Preferences for Sept. 2020:	132
No. of 1st Preferences for September, 2020:	76

Admission Policy for September, 2021

1. Looked after children or previously looked after children
2. Siblings.
3. Home to school distance (measured in a straight line).

Supplementary Form Required: No

Harewood Junior School

Telephone: 01452 525364

Headteacher: Mrs Andrea Mills

Email: admin@harewoodjunior.co.uk

Website: www.harewoodjunior.co.uk

Address: Harewood Close, Tuffley, Gloucester, GL4 0SS

Category of School:	Junior
Status of School:	Foundation
Age Range	7-11
Published Admission Number:	90
No. of pupils on roll Jan 2020:	331
Total No. of Preferences for Sept. 2020:	88
No. of 1st Preferences for September, 2020:	86

Admission Policy for September, 2021

1. Looked after children or previously looked after children.
2. Pupils attending Harewood Infant School.
3. Children who will have siblings attending the school at the time the applicant child is admitted.
4. Children who will have siblings attending Harewood Infant School at the time the applicant child is admitted.
5. Children for whom only one particular school is appropriate due to an exceptional medical condition. Applications under this criterion will only be considered if they are supported by a written statement from the child's doctor, which has to be submitted with the application. This must demonstrate that there is a very specific connection between the medical need and the facilities or resources of the school concerned.
6. Children with the strongest geographical claim, measured in a straight line from the ordnance survey address point of the child's home address (including flats) to the ordnance survey address point of the school, using the Local Authority's computerised measuring system, with those living closer to the school receiving the higher priority.

Where any particular category at points 1-5 above is oversubscribed, criterion 6 (strongest geographical claim based on straight line distance) will be used to determine which child is offered a place.

In the event of a tie between two or more children when applying criterion 6 (strongest geographical claim based on straight line distance) where there are not enough places available to offer all children a place at the school, a process of random allocation will be followed by the governors of Harewood Junior School.

Supplementary Form Required: See criteria 5

Hartpury C of E Primary School

Telephone: 01452 700446

Headteacher: Mr Simon Millington

Email: admin@hartpury.gloscs.sch.uk

Website: www.hartpury.org.uk

Address: Over Old Road, Hartpury, Glos. GL19 3BJ

Category of School:	Primary
Status of School:	Academy
Age Range	4-11
Published Admission Number:	15
No. of pupils on roll Jan 2020:	99
Total No. of Preferences for Sept. 2020:	37
No. of 1st Preferences for September, 2020:	15

Admission Policy for September, 2021

1. Looked after children or previously looked after children.
2. Children who have a sibling who will be attending Hartpury C of E Primary Academy at the time of reception admission (i.e., a brother or sister, half brother or sister, adopted brother or sister, step brother or sister, or the child of a parent/carer's partner). Note: The older child must be continuing to attend the school when the younger child is admitted and in every case the child must be living in the same family unit at the same address.

- 3 Children with an authenticated medical reason for attending the school. Note: Children for whom only this particular school is appropriate due to an exceptional medical condition. Applications will only be considered if supported by a written statement from the applicant's doctor which must demonstrate that there is a very specific connection between the medical need and the facilities or resources of the school. The final decision to accept a child under this category will be made by the Governing Body through consultation with relevant professionals where necessary.
4. Children with the strongest geographical claim in the year in which the child is to start school on the closing date for the applications. Note: The distance will be measured in a straight line from the ordnance survey point of the child's home address (including flats) to the ordnance survey point of the school. Those living the closest will receive the highest priority.

Special Notes

Where any particular category at points 1-3 is oversubscribed, criterion 4 (the strongest geographical claim based on straight line distance) will be used to determine which child is offered a place.

In the event of a tie between two or more children, when applying criterion 4, the strongest geographical claim will be measured in a straight line from the ordnance survey point from the child's home address (including flats) to the ordnance survey address point of the school using the Local Authority's computerised measuring system with those living closer to the school receiving the higher priority.

Where there are not enough places available to offer all children a place at the school, a process of random allocation will be followed by the Governing Body. This process will be overseen by an independent person.

Supplementary Form Required: No

Hatherley Infant School

Telephone: 01452 522027

Headteacher: TBA

Email: admin@hatherley-inf.gloucs.sch.uk

Website: www.hatherley-inf.gloucs.sch.uk

Address: Hatherley Road, Gloucester, GL1 4PW

Category of School:	Infant
Status of School:	Community
Age Range	4-7
Published Admission Number:	60
No. of pupils on roll Jan 2020:	136
Total No. of Preferences for Sept. 2020:	83
No. of 1st Preferences for September, 2020:	35

Admission Policy for September, 2021

1. Looked after children or previously looked after children.
2. Siblings.
3. Home to school distance (measured in a straight line).

Supplementary Form Required: No

Hatherop C of E Primary School

Telephone: 01285 750318

Headteacher: Mrs T Hancock

Email: head@hatherop.gloucs.sch.uk

(wef 01/09/2020)

Website: www.hatherop.gloucs.sch.uk
Address: Hatherop, Cirencester, Glos. GL7 3NA

Category of School:	Primary
Status of School:	Voluntary Controlled
Age Range	4-11
Published Admission Number:	12
No. of pupils on roll Jan 2020:	83
Total No. of Preferences for Sept. 2020:	32
No. of 1st Preferences for September, 2020:	12

Admission Policy for September, 2021

1. Looked after children or previously looked after children.
2. Siblings.
3. Home to school distance (measured in a straight line).

Supplementary Form Required: No

Hempsted C of E Primary School

Telephone: 01452 523567	Headteacher: Mr R Waller
Email: admin@hempsted.gloucs.sch.uk	
Website: www.hempsted.gloucs.sch.uk	
Address: St. Swithun's Road, Hempsted, Gloucester GL2 5LH	

Category of School:	Primary
Status of School:	Voluntary Controlled
Age Range	4-11
Published Admission Number:	30
No. of pupils on roll Jan 2020:	213
Total No. of Preferences for Sept. 2020:	64
No. of 1st Preferences for September, 2020:	32

Admission Policy for September, 2021

1. Looked after children or previously looked after children.
2. Siblings.
3. Home to school distance (measured in a straight line).

Supplementary Form Required: No

Heron Primary School

Telephone: 01452 415105	Headteacher: Mrs C Brookes
Email: admin@heron.gloucs.sch.uk	
Website : www.heronprimaryschool.co.uk	
Address: Heron Way, Abbeydale, Gloucester, Gloucestershire, GL4 4BN	

Category of School:	Primary School
Status of School:	Foundation
Age Range	4-11
Published Admission Number:	60
No. of pupils on roll Jan 2020:	419
Total No. of Preferences for Sept. 2020:	220
No. of 1st Preferences for September, 2020:	52

Admission Policy for September, 2021

1. Looked after children and previously looked after children.
2. Children who have a sibling attending the school at the time the applicant is admitted. We define siblings as a brother or sister, half-brother or sister, adopted brother or sister, step brother or sister, or the child of the parent's/carer's partner as well as children who are brought together as a family by a same sex civil partnership, and in every case, the child must be living in the same family unit at the same address, at the time of allocation.
3. Children with the strongest geographical claim, measured in a straight line from the Ordnance Survey address point of the child's home address (including flats) to the Ordnance Survey address point of the school, using the Local Authority's computerised measuring system, with those living closer to the school receiving the higher priority.

In the event of oversubscription in either criterion 1 or 2 above, criterion 3 (the strongest geographical claim based on straight line distance) will be used to determine which child is offered a place, with the child living closer to the school receiving the higher priority.

In the event of a tie between two or more children when applying criterion 3 (strongest geographical claim based on a straight line distance), where there are not enough places available to offer all children a place at the school, a process of random allocation will be followed by the school as its own Admissions Authority. This will be in the form of a manual process which is overseen by the Local Authority as an independent party.

Supplementary Form Required: No

Hesters Way Primary School

Telephone: 01242 525616

Headteacher: Miss Ashman

Email: head@hestersway.gloucs.sch.uk

Website : www.hestersway.gloucs.sch.uk

Address: Dill Avenue, Cheltenham, Gloucestershire, GL51 0ES

Category of School:	Primary School
Status of School:	Community
Age Range	4-11
Published Admission Number:	30
No. of pupils on roll Jan 2020:	179
Total No. of Preferences for Sept. 2020:	38
No. of 1st Preferences for September, 2020:	16

Admission Policy for September, 2021

1. Looked after children or previously looked after children.
2. Siblings.
3. Home to school distance (measured in a straight line).

Supplementary Form Required: No

Highnam C of E Primary Academy

Telephone: 01452 525872

Headteacher: Mr Stephen Dean

Email: admin@highnam.gloucs.sch.uk

Website: www.highnam.gloucs.sch.uk

Address: Wetherleigh Drive, Highnam, Gloucester, GL2 8LW

Category of School:	Primary
Status of School:	Academy

Age Range	4-11
Published Admission Number:	30
No. of pupils on roll Jan 2020:	211
Total No. of Preferences for Sept. 2020:	65
No. of 1st Preferences for September, 2020:	35

Admission Policy for September, 2021

1. Looked after children or previously looked after children.
2. Children who have a sibling who will be attending Highnam C. of E. Primary Academy at the time of reception admission (i.e. a brother or sister, half brother or sister, adopted brother or sister, step brother or sister, or the child of a parent/carer's partner). Note: The older child must be continuing to attend the school when the younger child is admitted and in every case the child must be living in the same family unit at the same address.
3. Children with an authenticated medical reason for attending the school. Note: Children for whom only this particular school is appropriate due to an exceptional medical condition. Applications will only be considered if supported by a written statement from the applicant's doctor which must demonstrate that there is a very specific connection between the medical need and the facilities or resources of the school. The final decision to accept a child under this category will be made by the Local Advisory Board through consultation with relevant professionals where necessary.
4. Children with the strongest geographical claim in the year in which the child is to start school on the closing date for applications. Note: The distance will be measured in a straight line from the ordnance survey point of the child's home address (including flats) to the ordnance survey point of the school. Those living the closest will receive the higher priority.

Where any particular category at points 1-3 above is oversubscribed, criterion 4 (the strongest geographical claim based on straight line distance) will be used to determine which child is offered a place.

In the event of a tie between two or more children, when applying criterion 4, the strongest geographical claim will be measured in a straight line from the ordnance survey point from the child's home address (including flats) to the ordnance survey address point of the school using the Local Authority's computerised measuring system with those living closer to the school receiving the higher priority.

Where there are not enough places available to offer all children a place at the school, a process of random allocation will be followed by the Local Advisory Board. This process will be overseen by an independent person.

Supplementary Form Required: See criteria 3 above

Hillesley C of E Primary School

Telephone: 01453 843551 **Headteacher:** Mrs Jayne Pedley
Email: admin@hillesley.gloucs.sch.uk
Website: www.hillesleyprimary.com
Address: Kilcot Road, Hillesley, Wotton-under-Edge, Glos. GL12 7RH

Category of School:	Primary School
Status of School:	Voluntary Aided
Age Range	4-11
Published Admission Number:	8
No. of pupils on roll Jan 2020:	37
Total No. of Preferences for Sept. 2020:	18
No. of 1st Preferences for September, 2020:	8

Admission Policy for September, 2021

1. Looked after children or previously looked after children.
2. A child who lives in the Parish of Hillesley, Tresham and Alderley (map available in school). Distance will be measured in a straight line from the Ordnance Survey Address Point of the child's home address, (including flats) to a central point of the school, using the Local Authority's computerised measuring system, with those living closer to school receiving the higher priority.
3. A child who has a sibling who will be attending the school at the time of admission. For this purpose, sibling refers to brother or sister, half brother or sister, adopted brother or sister, step brother or sister, or the child of the parent/carer's partner as well as children who are brought together as a family by a same sex civil partnership. In every case, the child must be living in the same family unit at the same address, at the time of application.
4. A child whose parents/guardians specifically request a Christian education.
5. A child who has particular authenticated medical reasons appertaining to the school. The school will need to be provided with medical evidence from a doctor that explains why Hillesley Primary is the **only** school that can meet the child's medical condition. The written statement from the doctor must demonstrate that there is a very specific connection between the medical need and the facilities or resources of the school. As Hillesley is a voluntary aided school the Governing Body will decide if the child can be offered a place. Social needs, such as a child wanting to attend the same school as friends, or attend a school near to where relatives live are not to be considered as medical needs.

In the event of over subscription in the above criteria, places will be allocated by closest proximity to the school, measured in a straight line from the school's Ordnance Survey Address Point, as the route dictates.

In the very unlikely event of a tie-break in the event that two or more children have the same distance measurement, and equally meet the criteria described in no 4, *(i.e. In the event of a tie between two or more children when applying the above tie-break)* where there are not enough places available to offer all children a place at the school, a lottery will be held by the Governing Body to allocate the remaining places.

Supplementary Form Required: See criteria 5 above.

Hillview Primary School

Telephone: 01452 616846

Headteacher: Mrs Helena Armstrong

Email: admin@hillviewprimary.org

Website : www.hillviewprimary.org.uk

Address: Hillview Road, Hucclecote, Gloucester, Gloucestershire, GL3 3LH

Category of School:	Primary School
Status of School:	Community
Age Range	4-11
Published Admission Number:	30
No. of pupils on roll Jan 2020:	204
Total No. of Preferences for Sept. 2020:	99
No. of 1st Preferences for September, 2020:	28

Admission Policy for September, 2021

1. Looked after children or previously looked after children.
2. Siblings.
3. Home to school distance (measured in a straight line).

Supplementary Form Required: No

Holy Apostles C of E Primary School

Telephone: 01242 526858

Email: admin@holyapostles.gloucs.sch.uk

Website: www.holyapostles.gloucs.sch.uk

Address: Battledown Approach, Charlton Kings, Cheltenham, Glos. GL52 6QZ

Headteacher: Mr Lee Staley

(wef 20/04/2020)

Category of School:

Primary School

Status of School:

Voluntary Aided

Age Range

4-11

Published Admission Number:

30

No. of pupils on roll Jan 2020:

213

Total No. of Preferences for Sept. 2020:

133

No. of 1st Preferences for September, 2020:

37

Admission Policy for September, 2021

1. Looked after children or previously looked after children.
2. Children who have a sibling* attending the school and who will continue to do so when the younger child is admitted.
3. Children of whom at least one parent regularly attends Holy Apostles' Church (as defined in the note below relating to 3 & 4).
4. Children whose permanent home** lies within the ecclesiastical parish of Holy Apostles' and of whom at least one parent regularly attends one of the churches belonging to Churches Together in England. A map of the parish may be viewed in the school office or in the parish office.

Please note: in 3 and 4, the application for a place must be supported by a letter from their minister confirming the parents' Christian commitment and regular attendance, i.e. at least twice a month, for a minimum of two years, before the closing date for application. (Where a family has moved within the previous two years, full supporting evidence will be required from the previous church the family regularly attended, as well as a letter from the local church). This letter must be received **directly by the school** by 31st January in the year in which the child is due to start school. In the event that during the period specified for attendance at worship the church has been closed for public worship and has not provided alternative premises for that worship, the requirements of these admissions arrangements in relation to attendance will only apply to the period when the church or alternative premises have been available for public worship

- 5 Children with the strongest geographical claim, measured in a straight line from the Ordnance Survey Address Point of the child's home address (including flats) to the Ordnance Survey Address Point of the school, using the Local Authority's computerised measuring system, with those living closer to the school receiving the higher priority.

Please note: where any particular category at points 1-4 is oversubscribed, criterion 5 (strongest geographical claim based on straight line distance) will be used to determine which child will be offered a place. In the event of a tie between two or more children when applying criterion 5 where there are not enough places available to offer all children a place at the school, a process of random allocation will be carried out by an independent person.

Notes

* **For this purpose, sibling** refers to brother or sister, half brother or sister, adopted brother or sister, step brother or sister, or the child of the parent/carer's partner, and in every case, the child must be living in the same family unit at the same address.

****Reference to 'permanent home'** means the permanent home at 15th January in the year in which the child is due to start school.

Supplementary Form Required:

Yes – if a church based application is being made then we require a Minister's supporting letter

Available From:

For applicant to supply

Date to be Returned:
Where to be Returned:

31st January 2021
School Office

Holy Trinity C of E Primary School

Telephone: 01242 515778

Headteacher: Mr Duncan de Gruchy

Email: admin@holytrinity.gloucs.sch.uk

Website: www.holytrinity.gloucs.sch.uk

Address: Jersey Street, Cheltenham, Gloucestershire GL52 2JP

Category of School:

Primary

Status of School:

Voluntary Controlled

Age Range

4-11

Published Admission Number:

30

No. of pupils on roll Jan 2020:

203

Total No. of Preferences for Sept. 2020:

105

No. of 1st Preferences for September, 2020:

21

Admission Policy for September, 2021

1. Looked after children or previously looked after children.
2. Siblings.
3. Home to school distance (measured in a straight line).

Supplementary Form Required: No

Hope Brook C of E Primary School

Telephone: 01452 830558

Headteacher: Mrs Stephanie Severn

Fax: : 01452 831139

Email: admin@hopebrook.gloucs.sch.uk

Website: www.hopebrook.co.uk

Address: Church Road, Longhope, Glos GL17 0LL

Category of School:

Primary

Status of School:

Voluntary Controlled

Age Range

4-11

Published Admission Number:

17

No. of pupils on roll Jan 2020:

126

Total No. of Preferences for Sept. 2020:

35

No. of 1st Preferences for September, 2020:

16

Admission Policy for September, 2021

1. Looked after children or previously looked after children.
2. Siblings.
3. Home to school distance (measured in a straight line).

Supplementary Form Required: No

Horsley C of E Primary School

Telephone: 01453 833625

Headteacher: Mr Gary Price

Email: head@horsley.gloucs.sch.uk

Website: www.horsley.gloucs.sch.uk

Address: The Street, Horsley, Glos GL6 0PU

Category of School:	Primary
Status of School:	Voluntary Aided
Age Range	4-11
Published Admission Number:	15
No. of pupils on roll Jan 2020:	106
Total No. of Preferences for Sept. 2020:	21
No. of 1st Preferences for September, 2020:	10

Admission Policy for September, 2021

1. Looked after children or previously looked after children.
2. Children who have a sibling* already attending the school at the time when the younger child is admitted (priority given to those living in the parish of Horsley).
3. Children who live in the ecclesiastical parish of Horsley** and whose parents are regular members of St Martin's Church, Horsley (as confirmed by the priest)
4. Children who live in the ecclesiastical parish of Horsley and belong to another Christian denomination (as confirmed by the relevant priest)
5. Children who live in the ecclesiastical parish of Horsley
6. Children who live in a neighbouring parish and whose parents are regular members of St Martin's Church (as defined in 3.)
7. Children for whom this is the nearest church school by the shortest available pedestrian route.

In the event of a tie-break becoming necessary, geographical proximity to the school in the light of item 7 will be the deciding factor. Ease of access to the school or other schools will be taken into consideration.

* Siblings are defined as children who share a parent and are living at the same address. For the purpose of this admissions policy the term 'sibling' refers to brother or sister, step brother or sister, or the child of the parent/carer's partner, and in every case, the child must be living in the same family unit at the same address, at the time of application.

**A map of the ecclesiastical parish is available in the school office.

Supplementary Form Required: See above criteria
Available From:
Date to be Returned:
Where to be Returned:

Huntley C of E Primary School

Telephone: 01452 830510 **Headteacher:** Mrs Ella Curtis
Email: admin@huntley.gloucs.sch.uk
Website: huntleyprimaryschool.co.uk
Address: Ross Road, Huntley, Glos. GL19 3EX

Category of School:	Primary School
Status of School:	Voluntary Aided
Age Range	4-11
Published Admission Number:	12
No. of pupils on roll Jan 2020:	91
Total No. of Preferences for Sept. 2020:	27
No. of 1st Preferences for September, 2020:	11

Admission Policy for September, 2021

1. Looked after children or previously looked after children.
2. The admission criteria for Huntley C of E Primary School offers a higher priority for children with siblings who will be attending the school when the applicant child is admitted. For this purpose, sibling refers to brother or sister, half brother or sister, adopted brother or sister, step

brother or sister, or the child of the parent/carer's partner as well as children who are brought together as a family by a same sex civil partnership. In every case, the child must be living in the same family unit at the same address, at the time of application.

3. Any student whose parent is a member of staff.
 - a) If the member of staff has been employed at the school for 2 or more years at the time of the application being made
 - b) The member of staff is recruited to fill a vacant post for which there is a demonstrable skill shortage.
4. Children who live within the Church of England Parish Boundary of Huntley with May Hill. A map may be inspected at the school.
5. Children living outside the parish boundary whose parents want specifically a church school and can demonstrate active participation in Christian worship e.g. attended the principal act of worship on a Sunday at least once a month on average during the two years prior to consideration of the application. Send in a letter from the priest in charge of Huntley Church or your local Christian minister to: The Chair of Governors, Huntley C of E Primary School, Ross Road, Huntley, Gloucestershire GL19 3EX by 15 January 2021. *
6. Children for whom only this particular school is appropriate due to an exceptional medical condition. Applications under this criterion will only be considered if they are supported by a written statement from the child's doctor. This must demonstrate that there is a very specific connection between the medical need and the facilities or resources of this school.
7. Children with the strongest geographical claim, measured in a straight line from the ordnance survey address point of the child's home address (including flats) to the ordnance survey address point of the school, using the Local Authority's computerised measuring system, with those living closer to the school receiving the higher priority

*In the event that during the period specified for attendance at worship the church has been closed for public worship and has not provided alternative premises for that worship, the requirements of these admissions arrangements in relation to attendance will only apply to the period when the church or alternative premises have been available for public worship.

Supplementary Form Required:

See criteria 5 and 6 above

Hunts Grove Primary Academy

Telephone: 01452 931266

Headteacher: Mr Glenn Philcox

Email: admin@huntsgrove.academy

Website: www.huntsgrovepa.co.uk

Address: Harrier Way, Hardwicke, Gloucestershire

Category of School:	Primary
Status of School:	Academy
Age Range	4-11
Published Admission Number:	60
No. of pupils on roll Jan 2020:	144
Total No. of Preferences for Sept. 2020:	93
No. of 1st Preferences for September, 2020:	42

Admission Policy for September, 2021

1. Looked after children or previously looked after children.
2. Children who have a sibling attending the school and who will continue to do so when the younger child is admitted. A sibling is 'a brother or sister, half-brother or sister, adopted brother or sister, step brother or sister, or the child of the parent's/carer's partner, and in every case, the child must be living in the same family unit at the same address'.
3. Children for whom only this particular school is appropriate due to an exceptional medical condition. Applications under this criterion will only be considered if they are supported by a written statement from a doctor. This must demonstrate that there is a very specific connection between the medical need and this school.

4. Children with the strongest geographical claim, measured in a straight line from the ordnance survey point centre of the child's home address (including flats) to the central ordnance survey address point of the school, using the Local Authority's computerised measuring system, with those living closer to the school receiving the higher priority.

Where any particular category at points 1-3 above is oversubscribed, criterion 4 (strongest geographical claim based on straight line distance) will be used to determine which child is offered a place.

Tie Breaker

In the event of a tie breaker being needed, this will be the drawing of lots by an independent person in a supervised process.

Supplementary Form Required: See criteria 3

Innsworth Infant School

Telephone: 01452 730780

Executive Headteacher: Mrs Lisa Jones

Email: admin@innsworth.gloucs.sch.uk

Website: www.innsworthinfant.org.uk

Address: Luke Lane, Innsworth, Gloucester GL3 1HJ

Category of School:	Infant
Status of School:	Community
Age Range	4-7
Published Admission Number:	60
No. of pupils on roll Jan 2020:	130
Total No. of Preferences for Sept. 2020:	67
No. of 1st Preferences for September, 2020:	33

Admission Policy for September, 2021

1. Looked after children or previously looked after children.
2. Siblings.
3. Home to school distance (measured in a straight line).

Supplementary Form Required: No

Innsworth Junior School

Telephone: 01452 730377

Headteacher: Mrs Lisa Jones

Email: head@innsworth-jun.gloucs.sch.uk

Website: www.innsworthjunior.org.uk

Address: Rookery Road, Innsworth, Gloucester, GL3 1AX

Category of School:	Junior
Status of School:	Community
Age Range	7-11
Published Admission Number:	50
No. of pupils on roll Jan 2020:	153
Total No. of Preferences for Sept. 2020:	61
No. of 1st Preferences for September, 2020:	48

Admission Policy for September, 2021

1. Looked after children or previously looked after children.
2. Children attending the companion infant school.

3. Siblings attending the junior school.
4. Siblings attending the infant school.
5. Home to school distances (measured in straight line).

Supplementary Form Required: No

Isbourne Valley Primary School

Telephone: 01242 621341

Headteacher: Mr Justin Godding

Email: admin@isbournevalleyschool.com

Website: www.isbournevalleyschool.com

Address: Didbrook, Cheltenham, Glos, GL54 5PF

Category of School:	Primary
Status of School:	Community
Age Range	4-11
Published Admission Number:	15
No. of pupils on roll Jan 2020:	78
Total No. of Preferences for Sept. 2020:	38
No. of 1st Preferences for September, 2020:	20

Admission Policy for September, 2021

1. Looked after children or previously looked after children.
2. Siblings.
3. Home to school distance (measured in a straight line).

Supplementary Form Required: No

John Moore Primary School (The)

Telephone: 01684 291661

Headteacher: Mrs Ruth Laing

Email: admin@johnmoore.gloucs.sch.uk

Website: www.thejohnmooreprimary.org

Address: Columbine Road, Walton Cardiff Tewkesbury, Glos, GL20 7SP

Category of School:	Primary
Status of School:	Community
Age Range	4-11
Published Admission Number:	45
No. of pupils on roll Jan 2020:	255
Total No. of Preferences for Sept. 2020:	83
No. of 1st Preferences for September, 2020:	45

Admission Policy for September, 2021

1. Looked after children or previously looked after children.
2. Siblings.
3. Home to school distance (measured in a straight line).

Supplementary Form Required: No

Kemble Primary School

Telephone: 01285 770303

Headteacher: Mrs Emma Murrogh-Ryan
(wef 01/09/2020)

Email: admin@kemble.gloucs.sch.uk

Website: www.kemble.gloucs.sch.uk

Address: School Road, Kemble, Cirencester Glos GL7 6AG

Category of School:	Primary
Status of School:	Academy
Age Range	4-11
Published Admission Number:	15
No. of pupils on roll Jan 2020:	100
Total No. of Preferences for Sept. 2020:	38
No. of 1st Preferences for September, 2020:	15

Admission Policy for September, 2021

1. Looked after children or previously looked after children.
2. Children who have siblings attending the school and who will continue to do so at the time of their admission. We use the Local Authority's standard definition of 'sibling': 'a brother or sister, half brother or sister, adopted brother or sister, step brother or sister, or the child of the parent/carer's partner as well as children who are brought together as a family by a same sex civil partnership. In every case, the child must be living in the same family unit at the same address, at the time of application.
3. Pupils with the strongest geographical claim based on straight line distance proximity of the child's home - those living nearer being accorded priority.

Oversubscription

In the event of oversubscription in any of the above criterion, places will be allocated to children with the strongest geographical claim, measured in a straight line from the Ordnance Survey Address Point of the child's home address (including flats) to Reception at the School, using the Local Authority's computerised measuring system, with those living closer to the school receiving the higher priority. If necessary, if two or more children live at a precise equitable distance from the school, a further tie-break of random allocation based on names being drawn in a lottery at a specified time by our admissions team will be applied, although we will endeavour to treat twins and children from multiple births jointly.

Supplementary Form Required: No

Kempsford C of E Primary School

Telephone: 01285 810367

Head of School: Mr Richard Mendum

Email: admin@kempsford.gloucs.sch.uk

Website: www.kempsfordschool.com

Address: High Street, Kempsford, Glos. GL7 4EY

Category of School:	Primary School
Status of School:	Voluntary Controlled
Age Range	4-11
Published Admission Number:	15
No. of pupils on roll Jan 2020:	95
Total No. of Preferences for Sept. 2020:	24
No. of 1st Preferences for September, 2020:	15

Admission Policy for September, 2021

1. Looked after children or previously looked after children.
2. Siblings.
3. Home to school distance (measured in a straight line).

Supplementary Form Required: No

King's Stanley C of E Primary School

Telephone: 01453 822570

Headteacher: Mr Derk van den Broek

Email: admin@kingsstanley.gloucs.sch.uk

Website: www.kingsstanleyprimaryschool.co.uk

Address: Broad Street, King's Stanley, Glos. GL10 3PN

Category of School:	Primary
Status of School:	Voluntary Controlled
Age Range	4-11
Published Admission Number:	30
No. of pupils on roll Jan 2020:	212
Total No. of Preferences for Sept. 2020:	76
No. of 1st Preferences for September, 2020:	32

Admission Policy for September, 2021

1. Looked after children or previously looked after children
2. Siblings.
3. Home to school distance (measured in a straight line).

Supplementary Form Required: No

Kingsholm C of E Primary School

Telephone: 01452 530777

Headteacher: Mr Matt Ferris
(wef 01/09/2020)

Email: admin@kingsholm.gloucs.sch.uk

Website : www.kingsholmprimary.co.uk

Address: Guinea Street, Gloucester, Gloucestershire, GL1 3BN

Category of School:	Primary School
Status of School:	Voluntary Controlled
Age Range	4-11
Published Admission Number:	90
No. of pupils on roll Jan 2017:	602
Total No. of Preferences for Sept. 2017:	127
No. of 1st Preferences for September, 2017:	76

Admission Policy for September, 2021

1. Looked after children or previously looked after children.
2. Siblings.
3. Home to school distance (measured in a straight line).

Supplementary Form Required: No

Kingsway Primary School

Telephone: 01452 881800

Headteacher: Mr Lee Pajak
(wef 01/09/2020)

Email: admin@kingsway.gloucs.sch.uk

Website: www.kingswayprimary.org.uk

Address: Valley Gardens, Kingsway, Gloucester, GL2 2AR

Category of School:	Primary
Status of School:	Community
Age Range	4-11
Published Admission Number:	60

No. of pupils on roll Jan 2020:	396
Total No. of Preferences for Sept. 2020:	110
No. of 1st Preferences for September, 2020:	53

Admission Policy for September, 2021

1. Looked after children or previously looked after children.
2. Siblings.
3. Home to school distance (measured in a straight line).

Supplementary Form Required: No

Kingswood Primary School

Telephone: 01453 842197 **Headteacher:** Mr D Johnson
Email: admin@kingswood.gloucs.sch.uk
Website: www.kingswoodprimaryschool.co.uk
Address: Abbey Street, Kingswood, Wotton-under-Edge, Glos, GL12 8RN

Category of School:	Primary
Status of School:	Community
Age Range	4-11
Published Admission Number:	17
No. of pupils on roll Jan 2020:	119
Total No. of Preferences for Sept. 2020:	25
No. of 1st Preferences for September, 2020:	13

Admission Policy for September, 2021

1. Looked after children or previously looked after children.
2. Siblings.
3. Home to school distance (measured in a straight line).

Supplementary Form Required: No

Lakefield C of E Primary School

Telephone: 01452 740205 **Headteacher:** Mr Ian Williams
Email: admin@lakefield.gloucs.sch.uk
Website: www.lakefield.gloucs.sch.uk
Address: Lake Lane, Frampton-on-Severn, Gloucestershire, GL2 7HG

Category of School:	Primary
Status of School:	Academy
Age Range	4-11
Published Admission Number:	30
No. of pupils on roll Jan 2020:	206
Total No. of Preferences for Sept. 2020:	33
No. of 1st Preferences for September, 2020:	32

Admission Policy for September, 2021

1. Looked after children or previously looked after children.
2. Children who will have siblings attending the school at the time the applicant child is admitted.
(NB We define siblings as a brother or sister, half brother or sister, adopted brother or sister,

- step brother or sister, or the child of the parent/carer's partner, and in every case, the child must be living in the same family unit, at the same address).
- Children whose permanent home address lies within the boundary of the Severnside parishes. A copy of the definitive map can be found on the Schools website. A copy is also available for inspection in the school office. In the event of there being more applications than available places then children with the strongest geographical claim will be given priority. Distances will be measured in a straight line from the ordnance survey address point of the child's home address (including flats) to the ordnance survey address point of the school, using the local Authority's computerised measuring system.
 - Children whose permanent home address lies outside the boundary of the Severnside parishes will be allocated on the basis of strongest geographical claim measured in a straight line from the ordnance survey address point of the child's home address (including flats) to the ordnance survey address point of the school, using the Local Authority's computerised measuring system, with those living closer to the school receiving the higher priority.

In the event of a tie between two or more children when applying criterion 4 (strongest geographical claim based on straight line distance) where there are not enough places available to offer all children a place at the school, a process of random allocation will be followed by the Local Authority. This will be in the form of a manual process which is overseen by an independent person from the Council's Legal Services. Where twins or children from multiple births are part of a random allocation process they will be considered as one applicant.

Supplementary Form Required: No

Lakeside Primary School

Telephone: 01242 524756

Headteacher: Mr Ben Jordan

Email: admin@lakeside.gloucs.sch.uk

Website : www.lakesidechelt.co.uk

Address: Hatherley Road, Cheltenham, Gloucestershire, GL51 6HR

Category of School:	Primary School
Status of School:	Community
Age Range	4-11
Published Admission Number:	90
No. of pupils on roll Jan 2020:	518
Total No. of Preferences for Sept. 2020:	146
No. of 1st Preferences for September, 2020:	63

Admission Policy for September, 2021

- Looked after children or previously looked after children.
- Siblings.
- Home to school distance (measured in a straight line).

Supplementary Form Required: No

Leckhampton C of E Primary School

Telephone: 01242 524062

Headteacher: Miss S J Porter

Email: admin@leckhampton.gloucs.sch.uk

Website: www.leckhampton.gloucs.sch.uk

Address: Hall Road, Leckhampton, Cheltenham, Glos. GL53 0HP

Category of School:	Primary
Status of School:	Voluntary Controlled

Age Range	4-11
Published Admission Number:	90
No. of pupils on roll Jan 2020:	500
Total No. of Preferences for Sept. 2020:	255
No. of 1st Preferences for September, 2020:	94

Admission Policy for September, 2021

1. Looked after children or previously looked after children.
2. Siblings.
3. Home to school distance (measured in a straight line).

Supplementary Form Required: No

Leighterton Primary School

Telephone: 01666 890273 **Headteacher:** Ms Meryl Hatfield
Email: admin@leighterton.gloucs.sch.uk
Website : www.leighterton.com
Address: Boxwell Road, Leighterton, Tetbury, Glos. GL8 8UH

Category of School:	Primary
Status of School:	Community
Age Range	4-11
Published Admission Number:	17
No. of pupils on roll Jan 2020:	81
Total No. of Preferences for Sept. 2020:	32
No. of 1st Preferences for September, 2020:	17

Admission Policy for September, 2021

1. Looked after children or previously looked after children.
2. Siblings.
3. Home to school distance (measured in a straight line).

Supplementary Form Required: No

Leonard Stanley C of E (Aided) Primary School

Telephone: 01453 823265 **Headteacher:** Andrew Green
Email: admin@leonardstanley.gloucs.sch.uk
Website: www.leonardstanley.gloucs.sch.uk
Address: Bath Road, Leonard Stanley, Stonehouse, Gloucestershire, GL10 3LY

Category of School:	Primary
Status of School:	Voluntary Aided
Age Range	4-11
Published Admission Number:	30
No. of pupils on roll Jan 2020:	199
Total No. of Preferences for Sept. 2020:	75
No. of 1st Preferences for September, 2020:	34

Admission Policy for September, 2021

1. Looked after children or previously looked after children.
2. Children who will have a sibling attending the school when the child is admitted. (We define siblings as a brother or sister, half brother or sister, adopted brother or sister, step brother or

- sister, or the child of the parents/carers partner, in every case the child must be living in the same family unit – at the same address).
- Children with the strongest geographical claim, measured in a straight line from the Ordnance Survey Point of the child's home address (including flats) to the Ordnance Survey Point of the school using the LEA's computerised measuring system, those living close to the school receiving higher priority.

Where any particular category at points 1-2 is oversubscribed, criterion 3 (strongest geographical claim based on straight line distance) will be used to determine which child will be offered a place. In the event of a tie between two or more children when applying criterion 3 (strongest geographical claim based on straight line distance) where there are not enough places available to offer all children a place at the school, a process of random allocation will be followed by the Governing Body, which must be supervised by someone independent of the school.

Supplementary Form Required: No

Linden Primary School

Telephone: 01452 527020
Email: admin@linden.gloucs.sch.uk
Website: www.lindenprimary.co.uk
Address: Linden Road, Gloucester GL1 5HU

Headteacher: TBA

Category of School:	Primary
Status of School:	Community
Age Range	4-11
Published Admission Number:	60
No. of pupils on roll Jan 2020:	446
Total No. of Preferences for Sept. 2020:	152
No. of 1st Preferences for September, 2020:	75

Admission Policy for September, 2021

- Looked after children or previously looked after children
- Siblings.
- Home to school distance (measured in a straight line).

Supplementary Form Required: No

Littledean C of E Primary School

Telephone: 01594 822171
Email: admin@littledean.gloucs.sch.uk
Website: www.littledeanprimary.co.uk
Address: Church Street, Littledean, Glos, GL14 3NL

Headteacher: Hayley McGoldrick

Category of School:	Primary
Status of School:	Voluntary Controlled
Age Range	4-11
Published Admission Number:	15
No. of pupils on roll Jan 2020:	102
Total No. of Preferences for Sept. 2020:	28
No. of 1st Preferences for September, 2020:	15

Admission Policy for September, 2021

1. Looked after children or previously looked after children
2. Siblings.
3. Home to school distance (measured in a straight line).

Supplementary Form Required: No

Longborough C of E Primary School

Telephone: 01451 830097

Headteacher: Miss Alexandra Symondson

Email: admin@longborough.gloucs.sch.uk

Website: www.northcotswoldschools.co.uk

Address: School Square, Longborough, Moreton in Marsh, Glos. GL56 0QD

Category of School:	Primary
Status of School:	Voluntary Controlled
Age Range	4-11
Published Admission Number:	11
No. of pupils on roll Jan 2020:	46
Total No. of Preferences for Sept. 2020:	19
No. of 1st Preferences for September, 2020:	8

Admission Policy for September, 2021

1. Looked after children or previously looked after children.
2. Siblings.
3. Home to school distance (measured in a straight line).

Supplementary Form Required: No

Longford Park Primary Academy

Telephone: 01452 347868

Headteacher: Mr Liam Hinkley

Email: admin@longfordpark.org.uk

Website: www.longfordpark.org.uk

Address: Clock Tower Road, Longford, Gloucester GL2 9FP

Category of School:	Primary
Status of School:	Academy
Age Range	4-11
Published Admission Number:	30
No. of pupils on roll Jan 2020:	111
Total No. of Preferences for Sept. 2020:	113
No. of 1st Preferences for September, 2020:	41

Admission Policy for September, 2021

1. Looked after children or previously looked after children.
2. Children with a sibling attending the Academy at the time of application. For this purpose, sibling refers to brother or sister, half brother or sister, adopted brother or sister, step brother or sister, or the child of the parent/carer's partner as well as children who are brought together as a family by a same sex civil partnership. In every case, the child must be living in the same family unit at the same home address*, at the time of application.
3. Children for whom only one particular school is appropriate due to an exceptional medical condition (to be supported by a written statement from the child's doctor that demonstrates a very specific connection between their medical need and the facilities or resources of this school).

4. Children with the strongest geographical claim, measured in a straight line from the Ordnance Survey address point of the child's home address* (including flats) to the Ordnance Survey address point of the Academy, using the Local Authority's computerised measuring system, with those living closer to the Academy receiving the higher priority **AND** where the school is the closest school to the home address with a place.

* The home address is where a child normally lives. Where a child lives with parents with shared parental responsibility, each for part of a week, the address where the child lives is determined using a joint declaration from the parents stating the pattern of residence. If a child's residence is split equally between both parents, then parents will be asked to determine which residential address should be used for the purpose of admission to school. If no joint declaration is received where the residence is split equally by the closing date for applications, the home address will be taken as the address where the child is registered with the doctor. If the residence is not split equally between both parents, then the address used will be the address where the child spends the majority of the school week.

If the Academy becomes oversubscribed within criteria 2 or 3 above a distance tie-break will apply, with those living closest to the Academy being given priority for admission.

If two children live exactly the same distance from the Academy random allocation undertaken by someone unconnected to the Academy Trust will be used as a final tie-break to decide who will be admitted.

Supplementary Form Required: No

Longlevens Infant School

Telephone: 01452 520061

Headteacher: Miss Kerry Cunningham

Email: admin@longlevens-inf.gloucs.sch.uk

Website: www.longlevensinfantschool.co.uk

Address: Paygrove Lane, Longlevens, Gloucester GL2 0AX

Category of School:	Infant
Status of School:	Community
Age Range	4-7
Published Admission Number:	120
No. of pupils on roll Jan 2020:	356
Total No. of Preferences for Sept. 2020:	235
No. of 1st Preferences for September, 2020:	100

Admission Policy for September, 2021

1. Looked after children or previously looked after children
2. Siblings.
3. Home to school distance (measured in a straight line).

Supplementary Form Required: No

Longlevens Junior School

Telephone: 01452 530177

Headteacher: Mrs Lloyd

Email: admin@longlevens-jun.gloucs.sch.uk

Website: www.longlevensjuniorschool.co.uk

Address: Church Road, Longlevens, Gloucester, GL2 0AL

Category of School:	Junior
----------------------------	--------

Status of School:	Community
Age Range	7-11
Published Admission Number:	120
No. of pupils on roll Jan 2020:	482
Total No. of Preferences for Sept. 2020:	137
No. of 1st Preferences for September, 2020:	118

Admission Policy for September, 2021

1. Looked after children or previously looked after children.
2. Children attending the companion infant school.
3. Siblings attending the junior school.
4. Siblings attending the infant school.
5. Home to school distances (measured in straight line).

Supplementary Form Required: No

Longney C of E Primary School

Telephone: 01452 720461 **Headteacher:** Ms Penny Howard
Email: admin@longney.gloucs.sch.uk
Website: www.longney.gloucs.sch.uk
Address: Chatter Street, Longney, Glos. GL2 3SL

Category of School:	Primary
Status of School:	Academy
Age Range	4-11
Published Admission Number:	15
No. of pupils on roll Jan 2020:	97
Total No. of Preferences for Sept. 2020:	30
No. of 1st Preferences for September, 2020:	10

Admission Policy for September, 2021

1. Looked after children or previously looked after children.
2. Children who have an older sibling attending Longney CE Primary and who will continue to do so when the younger child is admitted. A sibling is defined as a brother or sister, half brother or sister, adopted brother or sister, step brother or sister, or the child of the parent/carer's partner, and in every case, the child must be living in the same family unit at the same address.
3. Children with the strongest geographical claim, measured in a straight line from the ordnance survey address point of the child's home address (including flats) to the ordnance survey address point of the school, using the Local Authority's computerised measuring system, with those living closer to the school receiving the higher priority and the River Severn forming a natural obstacle for families living the other side of the river.
4. Children for whom Longney CE Primary is not the nearest school when measured as in point 3.

Supplementary Form Required: No

Lydbrook Primary School

Telephone: 01594 860344 **Headteacher:** Mr Simon Lusted
Email: admin@lydbrook.gloucs.sch.uk
Website: www.lydbrook.gloucs.sch.uk
Address: Upper Lydbrook, Lydbrook, Gloucestershire, GL17 9PX

Category of School:	Primary School
Status of School:	Community
Age Range	4-11
Published Admission Number:	20
No. of pupils on roll Jan 2020:	129
Total No. of Preferences for Sept. 2020:	20
No. of 1st Preferences for September, 2020:	11

Admission Policy for September, 2021

1. Looked after children or previously looked after children.
2. Siblings.
3. Home to school distance (measured in a straight line).

Supplementary Form Required: No

Lydney C of E Community Primary School

Telephone: 01594 842172
Email: admin@lydney.gloucs.sch.uk
Website: www.lydneycofe.co.uk
Address: Bream Road, Lydney, Glos, GL15 5JH

Headteacher: Mrs Rachel Dare

Category of School:	Primary
Status of School:	Academy (wef 01/10/2020)
Age Range	4-11
Published Admission Number:	30
No. of pupils on roll Jan 2020:	212
Total No. of Preferences for Sept. 2020:	83
No. of 1st Preferences for September, 2020:	48

Admission Policy for September, 2021

1. Looked after children or previously looked after children.
2. Siblings.
3. Home to school distance (measured in a straight line).

Supplementary Form Required: No

Meadowside Primary School

Telephone: 01452 721767
Email: admin@meadowsideprimary.co.uk
Website : www.meadowsideschool.co.uk
Address: Elmore Lane East, Quedgeley, Gloucester, Gloucestershire, GL2 4LX

Headteacher: Miss S Thomas

Category of School:	Primary School
Status of School:	Community
Age Range	4-11
Published Admission Number:	30
No. of pupils on roll Jan 2020:	211
Total No. of Preferences for Sept. 2020:	132
No. of 1st Preferences for September, 2020:	45

Admission Policy for September, 2021

1. Looked after children or previously looked after children

2. Siblings.
3. Home to school distance (measured in a straight line).

Supplementary Form Required: No

Meysey Hampton C of E Primary School

Telephone: 01285 851441

Headteacher: Miss Claire Lewis

Email: admin@meyseyhampton.gloucs.sch.uk

Website: www.meyseyhampton.gloucs.sch.uk

Address: School Lane, Meysey Hampton, Cirencester, Glos GL7 5JS

Category of School:	Primary
Status of School:	Community
Age Range	4-11
Published Admission Number:	15
No. of pupils on roll Jan 2020:	102
Total No. of Preferences for Sept. 2020:	41
No. of 1st Preferences for September, 2020:	14

Admission Policy for September, 2021

1. Looked after children or previously looked after children.
2. Siblings.
3. Home to school distance (measured in a straight line).

Supplementary Form Required: No

Mickleton Primary School

Telephone: 01386 438393

Headteacher: Mr Tom Roberts

Email: admin@mickleton.gloucs.sch.uk

Website: www.mickletonschool.com

Address: Broadmarston Lane, Chipping Campden, Gloucestershire, GL55 6SJ

Category of School:	Primary School
Status of School:	Community
Age Range	4-11
Published Admission Number:	30
No. of pupils on roll Jan 2020:	145
Total No. of Preferences for Sept. 2020:	40
No. of 1st Preferences for September, 2020:	23

Admission Policy for September, 2021

1. Looked after children or previously looked after children.
2. Siblings.
3. Home to school distance (measured in a straight line).

Supplementary Form Required: No

Minchinhampton C of E Primary Academy

Telephone: 01453 883273

Headteacher: Mr Moss

Email: admin@minchschool.net

Website: www.minchacademy.net

Address: School Road, Minchinhampton, Stroud, Glos. GL6 9BP

Category of School:	Primary School
Status of School:	Academy
Age Range	4-11
Published Admission Number:	45
No. of pupils on roll Jan 2020:	316
Total No. of Preferences for Sept. 2020:	83
No. of 1st Preferences for September, 2020:	46

Admission Policy for September, 2021

1. Looked after children and previously looked after children
2. Children for whom Minchinhampton C/E Academy is the nearest primary school by road and who will have siblings attending the Academy at the time when the youngest child is admitted
3. Children for whom Minchinhampton C/E Academy is the nearest primary school by road.
4. Children who will have siblings attending the school at the time when the youngest child is admitted for whom Minchinhampton C/E Academy is not the nearest primary school.
5. Children for whom Minchinhampton C/E Academy is not the nearest primary school.

Children with siblings attending the school admitted prior to September 2017 will be considered under the Second Priority.

If there is insufficient space for all children in any one of the above priorities then places will be allocated to those with the strongest geographical claim, measured by road using the AA route planner. In the event of two or more applicants being the same distance from the school when insufficient places are available, the Local Authority measuring tool for admissions will be applied, using the as the crow flies principle. Those living closer to the school receive the higher priority.

Supplementary Form Required: No

Miserden C of E Primary School

Telephone : 01285 821463

Email: admin@miserden.gloucs.sch.uk

Website: www.miserden.gloucs.sch.uk

Address: Miserden, Stroud, Gloucestershire GL6 7JA

Headteacher: Mrs Lucie Mitchell

Category of School:	Primary
Status of School:	Voluntary Aided
Age Range	4-11
Published Admission Number:	10
No. of pupils on roll Jan 2020:	38
Total No. of Preferences for Sept. 2020:	11
No. of 1st Preferences for September, 2020:	8

Admission Policy for September, 2021

1. Looked after children or previously looked after children.
2. Siblings- Children who have siblings attending the school when the younger child is admitted. NB. We define siblings as children who share a parent and are living in the same household.
3. Children who have an authenticated medical reason for attending Miserden School. The Governors will require evidence from a doctor.
4. Geography- Children with the strongest geographical claim, measured in a direct line. Ease of access to the school or other schools will be taken into consideration.

Tiebreaker – Places are offered on the basis of those living closest to the school's front gate measured by the shortest route using roads maintained by the Highways Authorities

Supplementary Form Required: See point 3 above.

Mitcheldean Endowed Primary School

Telephone: 01594 542240

Headteacher: Mrs K Oshun

Email: admin@mitcheldean.gloucs.sch.uk

Website: www.mitcheldeanschool.co.uk

Address: Hawker Hill, Mitcheldean, Gloucestershire. GL17 0BS

Category of School:	Primary
Status of School:	Voluntary Aided
Age Range	4-11
Published Admission Number:	30
No. of pupils on roll Jan 2020:	197
Total No. of Preferences for Sept. 2020:	43
No. of 1st Preferences for September, 2020:	34

Admission Policy for September, 2021

1. Looked after children or previously looked after children.
2. Children living within the parishes of Abenhall and Mitcheldean who already have a brother or sister attending the school at the time of the admission of the younger child. Brother or sister includes half brother or sister, adopted brother or sister, step brother or sister, or the child of the parent/carer's partner. In every case, the child must be living in the same family unit at the same address.
3. Children living in the parishes of Abenhall and Mitcheldean. A map showing the catchment areas is available and can be viewed on request.
4. Children who have an authenticated medical reason for attending the school. A letter from the Doctor or Specialist will be required. This must show that there is a very specific connection between the medical need and the facilities or resources of the school.
5. Children living outside the parishes of Abenhall and Mitcheldean who already have a brother or sister attending the school at the time of the admission of the younger child.
6. Children living outside the parishes of Abenhall and Mitcheldean.
7. In the event of oversubscription in any of the above criterion, places will be allocated to children with the strongest geographical claims, measured in a straight line from the Ordnance Survey Address Point of the child's home address (including flats) to the central point of the school, using the Local Authority's computerised measuring system, with those living closer to the school receiving the higher priority. This is administered for the Governors, who are the admission authority, by the Local Authority.

In the event of the oversubscription of any of the criterion (2, 3, 4, 5, 6 and 7) where there are two or more children living the same distance from the school, then a 'names in the hat' process will be undertaken by the Admissions Authority with parents/guardians invited.

Supplementary Form Required: See criteria 4 above

Mitton Manor Primary School

Telephone: 01684 273451

Headteacher: Miss Phillippa Jones

Email: admin@mittonmanor.gloucs.sch.uk

Website: www.mittonmanor.gloucs.sch.uk

Address: Carrant Road, Tewkesbury, Gloucestershire, GL20 8AR

Category of School:	Primary
Status of School:	Academy
Age Range	4-11

Published Admission Number:	30
No. of pupils on roll Jan 2020:	205
Total No. of Preferences for Sept. 2020:	80
No. of 1st Preferences for September, 2020:	28

Admission Policy for September, 2021

1. Looked after children or previously looked after children.
2. Mitton Manor Primary School offers a higher priority for children with siblings who will still be attending the school when the applicant child is admitted. For this purpose, sibling refers to brother or sister, half brother or sister, adopted brother or sister, step brother or sister, or the child of the parent/carer's partner as well as children who are brought together as a family by a same sex civil partnership. In every case, the child must be living in the same family unit at the same address, at the time of application. Where a child lives with both parents on a 50/50 (equal) basis, both parents must agree and confirm the pupil's address, which must be the same address as the preference school has registered for sibling connection to apply. The parents' agreement and application must be made before the closing dates in order for the sibling connection to apply.
3. Children who will have siblings attending the school at the time the applicant child is admitted. Sibling refers to brother or sister, half brother or sister, adopted brother or sister, step brother or sister, or the child of the parent/carer's partner, and in every case, the child must be living in the same family unit at the same address, at the time of application.
4. Children with the strongest geographical claim, measured in a straight line from the ordnance survey address point of the child's home address (including flats) to the ordnance survey point of the school, using the Local Authority's computerised measuring system, with those living closer to the school receiving the higher priority.

Where any particular category at points 1-2 above is oversubscribed, criterion 3 (strongest geographical claim based on straight line distance) where there are not enough places available to offer all children a place at the school, a process of random allocation will be followed by the Local Authority. This will be in the form of a manual process which is overseen by an independent person from the Council's Legal Services. Where twins or children from multiple births are part of a random allocation process they will be considered as one applicant.

Supplementary Form Required : No

Moat Primary School

Telephone: 01452 520502

Headteacher: Miss Alison Walker

Email: admin@moat.academy

Website : www.moat.academy/

Address: Juniper Avenue, Matson, Gloucester, Gloucestershire, GL4 6AP

Category of School:	Primary School
Status of School:	Academy
Age Range	4-11
Published Admission Number:	30
No. of pupils on roll Jan 2020:	160
Total No. of Preferences for Sept. 2020:	31
No. of 1st Preferences for September, 2020:	14

Admission Policy for September, 2021

1. Looked after children or previously looked after children.
2. Children who have a sibling attending the school and who will continue to do so when the younger child is admitted. A sibling is a brother or sister, half-brother or sister, adopted brother or sister, step brother or sister, or the child of the parent's/carer's partner, and in every case, the child must be living in the same family unit at the same address.

3. Children for whom only this particular school is appropriate due to an exceptional medical condition. Applications under this criterion will only be considered if they are supported by a written statement from a doctor. This must demonstrate that there is a very specific connection between the medical need and this school.
4. Children with the strongest geographical claim, measured in a straight line from the ordnance survey point centre of the child's home address (including flats) to the central ordnance survey address point of the school, using the Local Authority's computerised measuring system, with those living closer to the school receiving the higher priority.

Where any particular category at points 1-3 above is oversubscribed, criterion 4 (strongest geographical claim based on straight line distance) will be used to determine which child is offered a place.

Tie Breaker

In the event of a tie breaker being needed, this will be the drawing of lots by an independent person in a supervised process.

Supplementary Form Required : No

Nailsworth C of E Primary School

Telephone: 01453 832382

Email: admin@nailsworth.gloucs.sch.uk

Website: www.nailsworthschool.org.uk

Address: Nymphsfield Road, Forest Green, Nailsworth, Stroud, Glos. GL6 0ET

Headteacher: Ms E Geller

(wef 20/04/2020)

Category of School:

Primary School

Status of School:

Voluntary Controlled

Age Range

4-11

Published Admission Number:

30

No. of pupils on roll Jan 2020:

201

Total No. of Preferences for Sept. 2020:

48

No. of 1st Preferences for September, 2020:

29

Admission Policy for September, 2021

1. Looked after children or previously looked after children.
2. Siblings.
3. Home to school distance (measured in a straight line).

Supplementary Form Required : No

Naunton Park Primary School

Telephone: 01242 513114

Email: admin@nauntonpark.gloucs.sch.uk

Website: www.nauntonpark.gloucs.sch.uk

Address: Naunton Lane, Cheltenham, Gloucestershire, GL53 7BT

Headteacher: Mrs Nicola Hill

Category of School:

Primary

Status of School:

Community

Age Range

4-11

Published Admission Number:

60

No. of pupils on roll Jan 2020:

416

Total No. of Preferences for Sept. 2020:

242

No. of 1st Preferences for September, 2020:

61

Admission Policy for September, 2021

1. Looked after children or previously looked after children.
2. Siblings.
3. Home to school distance (measured in a straight line).

Supplementary Form Required : No

Newnham St Peter's C of E Primary School

Telephone: 01594 516208

Headteacher: Mrs Anne Nolan

Email: head@newnham-st-peter.gloucs.sch.uk

Website: www.newnhamstpetersschool.co.uk

Address: Station Road, Newnham-on-Severn, Glos. GL14 1AT

Category of School:	Primary
Status of School:	Voluntary Aided
Age Range	4-11
Published Admission Number:	20
No. of pupils on roll Jan 2020:	121
Total No. of Preferences for Sept. 2020:	25
No. of 1st Preferences for September, 2020:	14

Admission Policy for September, 2021

1. Looked after children or previously looked after children.
2. Children who live within the Benefice of St Peter Newnham with St. Andrew's Awre and All Saints' Blakeney who already have a brother or sister attending Newnham St. Peter's at the time of the admission of the younger child. For this purpose, sibling refers to brother or sister, half brother or sister, adopted brother or sister, step brother or sister, or the child of the parent/carer's partner as well as children who are brought together as a family by a same sex civil partnership. In every case, the child must be living in the same family unit at the same address, at the time of application.
3. Children for whom only one particular school is appropriate due to an exceptional medical condition. Applications under this criterion will only be considered if they are supported by a written statement from the child's doctor. This must demonstrate that there is a very specific connection between the medical need and the facilities or resources of this school.
4. Children living within the Benefice of Newnham St. Peter's with St. Andrew's Awre and All Saints' Blakeney and who worship at St Peter's or St Andrew's or All Saints'.
5. Children who live within the Benefice of Newnham St. Peter's, with St. Andrew's Awre and All Saint's Blakeney
6. Children with the strongest geographical claim, measured in a straight line from the Ordnance Survey address point of the child's home address (including flats) to the Ordnance Survey point of the school, using the Local Authority's computerised measuring system, with those living closer to the school receiving the higher priority.

Where any particular category at points 1-4 is oversubscribed, criterion 6 (strongest geographical claim based on straight line distance) will be used to determine which child will be offered a place.

In the event of a tie between two or more children when applying criterion 6 (strongest geographical claim based on straight line distance) where there are not enough places available to offer all children a place at the school, a process of random allocation will be followed by the Governing Body. This process will be witnessed by an independent person.

Supplementary Form Required: See criteria 3 above

North Cerney C of E Primary School

Telephone: 01285 831310

Headteacher: Mrs Suki Pascoe

Email: admin@northcerney.gloucs.sch.uk

Website : www.northcerney.gloucs.sch.uk

Address: Dark Lane, North Cerney, Cirencester, Glos. GL7 7BZ

Category of School:	Primary
Status of School:	Academy
Age Range	4-11
Published Admission Number:	10
No. of pupils on roll Jan 2020:	44
Total No. of Preferences for Sept. 2020:	17
No. of 1st Preferences for September, 2020:	5

Admission Policy for September, 2021

1. Looked after children or previously looked after children.
2. Children who will have siblings attending the school at the time the applicant child is admitted. For this purpose, sibling refers to brother or sister, half brother or sister, adopted brother or sister, step brother or sister, or the child of the parent/carer's partner as well as children who are brought together as a family by a same sex civil partnership. In every case, the child must be living in the same family unit at the same address, at the time of application.
3. Children with the strongest geographical claim, measured in a straight line from the ordnance survey address point of the child's home address (including flats) to the ordnance survey address point of the school, using the Local Authority's computerised measuring system, with those living closer to the school receiving the higher priority.

Where any particular category at points 1-2 above is oversubscribed, criterion 3 (strongest geographical claim based on straight line distance) will be used to determine which child is offered a place.

In the event of a tie between two or more children when applying criterion 3 (strongest geographical claim based on straight line distance) where there are not enough places available to offer all children a place at the school, a process of random allocation will be followed by the Local Authority. This will be in the form of a manual process which is overseen by an independent member of staff or a governor. Where twins or children from multiple births are part of a random allocation process they will be considered as one applicant.

Supplementary Form Required: No

North Nibley C of E Primary School

Telephone: 01453 542600

Headteacher: Mr P Batchelor

Email: admin@northnibley.gloucs.sch.uk

Website: www.northnibley.gloucs.sch.uk

Address: The Street, North Nibley, Glos. GL11 6DL

Category of School:	Primary
Status of School:	Voluntary Aided
Age Range	4-11
Published Admission Number:	15
No. of pupils on roll Jan 2020:	110
Total No. of Preferences for Sept. 2020:	35
No. of 1st Preferences for September, 2020:	18

Admission Policy for September, 2021

1. Looked after children or previously looked after children.
2. Where the family live in the Civil Parish of North Nibley – (see Appendix 1)
3. Where the child has at least one sibling still on roll in the School on the applicant child's admission. Definition - a brother or sister, half brother or sister, adopted brother or sister, step brother or sister or the child of a parent /carer's partner as well as children who are brought together as a family by a same sex civil partnership. In every case the child must be living in the same family unit at the same address at the time of application.
4. Children for whom only this particular school is appropriate due to an exceptional medical condition. Applications under this criterion will only be considered if they are supported by a written statement from a Doctor. This must demonstrate that there is a very specific connection between the medical condition and the school.
5. Where the family have an active connection* with St. Martin's Church, North Nibley, although not living in the Parish. Children with the strongest geographical claim, measured in a straight line from the ordnance survey address point of the child's home address (including flats) to the ordnance survey address point of the school, using the Local Authority's computerised measuring system, with those living closer to the school receiving the higher priority.
*An active connection is defined as meaning attendance by members of the family at church services at least monthly subject to verification in person by churchwardens in respect of St Martin's Church.
6. Where the children are in other villages traditionally seen as the School's catchment area – (See Appendix 2) Children with the strongest geographical claim, measured in a straight line from the ordnance survey address point of the child's home address (including flats) to the ordnance survey address point of the school, using the Local Authority's computerised measuring system, with those living closer to the school receiving the higher priority.
7. Where the children live in other villages in the School's catchment area. – (See Appendix 3). Children with the strongest geographical claim, measured in a straight line from the ordnance survey address point of the child's home address (including flats) to the ordnance survey address point of the school, using the Local Authority's computerised measuring system, with those living closer to the school receiving the higher priority.
8. In the event of under subscription all children will be considered in geographical distance order, measured in a straight line from the ordnance survey address point of the child's home address (including flats) to the ordnance survey address point of the school, using the Local Authority's computerised measuring system, with those living closer to the school receiving the higher priority.

In the event of over subscription in any of the above criteria, places will be allocated to children with the strongest geographical claim, measured in a straight line from the ordnance survey address point of the child's home address (including flats) to the ordnance survey address point of the school, using the Local Authority's computerised measuring system, with those living closer to the school receiving the higher priority.

Appendix 1* - Civil Parish of North Nibley

Forthay
Pitt Court
Crowell Brook
Millend
Nibley Green
Smarts Green
Warend Hill
Southend
Waterley Bottom
3 houses on South side of Stinchcombe Hill

Appendix 2* - Hamlets

Stancombe
Stancombe Park Farmhouse
Stancombe Park House
Road Green
Blanchworth
Lower, Middle and Upper Wick

Appendix 3*

Stinchcombe
Cam
Wotton-under-Edge

***A map is available to view, on request. Please ask at the school office.**

Supplementary Form Required: See criteria above

Northleach C of E Primary School

Telephone: 01451 860274

Email: admin@northleach.gloucs.sch.uk

Website: www.northleach.gloucs.sch.uk

Address: Mill End, Northleach, Glos. GL54 3HJ

Headteacher: Miss Kirsty Williams

Category of School:

Primary

Status of School:

Voluntary Controlled

Age Range

4-11

Published Admission Number:

25

No. of pupils on roll Jan 2020:

132

Total No. of Preferences for Sept. 2020:

27

No. of 1st Preferences for September, 2020:

20

Admission Policy for September, 2021

1. Looked after children or previously looked after children.
2. Siblings.
3. Home to school distance (measured in a straight line).

Supplementary Form Required: No

Northway Infant School

Telephone: 01684 293447

Email: admin@northway.gloucs.sch.uk

Website: www.northwayinfants.co.uk

Address: Virginia Road, Tewkesbury, Glos. GL20 8PT

Headteacher: Mrs Karen Palin

Category of School:

Infant

Status of School:

Community

Age Range

4-7

Published Admission Number:

60

No. of pupils on roll Jan 2020:

143

Total No. of Preferences for Sept. 2020:

54

No. of 1st Preferences for September, 2020:

41

Admission Policy for September, 2021

1. Looked after children or previously looked after children.
2. Siblings.
3. Home to school distance (measured in a straight line).

Supplementary Form Required: No

Norton C of E Primary School

Telephone: 01452 730531

Email: admin@norton.gloucs.sch.uk

Website: www.norton.gloucs.sch.uk

Address: Old Tewkesbury Road, Norton, Gloucester, GL2 9LJ

Headteacher: Mrs. Jane Farren

Category of School:

Primary

Status of School:

Voluntary Controlled

Age Range

4-11

Published Admission Number:

20

No. of pupils on roll Jan 2020:	147
Total No. of Preferences for Sept. 2020:	36
No. of 1st Preferences for September, 2020:	20

Admission Policy for September, 2021

1. Looked after children or previously looked after children.
2. Siblings.
3. Home to school distance (measured in a straight line).

Supplementary Form Required: No

Oak Hill C of E Primary School

Telephone: 01242 620448	Headteacher: Mr T Holdstock
Email: admin@oakhill.gloucs.sch.uk	
Website: www.oakhill.gloucs.sch.uk	
Address: School Road, Alderton, Tewkesbury, Glos. GL20 8NP (Junior base) Main Street, Dumbleton, Worcs WR11 7TH (Infant base)	

Category of School:	Primary
Status of School:	Voluntary Controlled
Age Range	4-11
Published Admission Number:	15
No. of pupils on roll Jan 2020:	63
Total No. of Preferences for Sept. 2020:	13
No. of 1st Preferences for September, 2020:	7

Admission Policy for September, 2021

1. Looked after children or previously looked after children.
2. Siblings.
3. Home to school distance (measured in a straight line).

Supplementary Form Required: No

Oakridge Parochial Primary School

Telephone: 01285 760269	Headteacher: Mr Jonathan Preston
Email: admin@oakridge.gloucs.sch.uk	
Website: www.oakridgeschool.org.uk	
Address: Oakridge Lynch, Stroud, Gloucestershire, GL6 7NR	

Category of School:	Primary
Status of School:	Voluntary Aided
Age Range	4-11
Published Admission Number:	6
No. of pupils on roll Jan 2020:	26
Total No. of Preferences for Sept. 2020:	<5
No. of 1st Preferences for September, 2020:	<5

Admission Policy for September, 2021

1. Looked after children or previously looked after children.
2. Children living within the Parish – a map detailing the area is available at the school.
3. Siblings of children who are registered in the school and who will continue to do so at the time of admission of the younger child. (Sibling refers to brother or sister, half brother or sister,

- adopted brother or sister, step brother or sister, or the child of the parent/carer's partner). In every case, the child must be living in the same family unit at the same address.
4. Children for whom only one particular school is appropriate due to an exceptional medical condition. Applications under this criterion will only be considered if they are supported by a written statement from the child's doctor. This must demonstrate that there is a very specific connection between the medical need and the facilities or resources of the school concerned.
 5. Children with the strongest geographical claim, measured in a straight line from the ordnance survey address point of the child's home address (including flats) to the ordnance survey address point of the school, using the Local Authority's computerised measuring system, with those living closer to the school receiving the higher priority.

Supplementary Form Required: See point 4 above

Oakwood Primary School

Telephone: 01242 515775

Email: admin@oakwood.gloucs.sch.uk

Website: www.oakwood.gloucs.sch.uk

Address: Cotswold Road, Cheltenham, Glos. GL52 5HD

Headteacher: Mr Dave Hill

(Operational Head)

Category of School:	Primary
Status of School:	Foundation
Age Range	4-11
Published Admission Number:	60
No. of pupils on roll Jan 2020:	334
Total No. of Preferences for Sept. 2020:	44
No. of 1st Preferences for September, 2020:	30

Admission Policy for September, 2021

1. Looked after children or previously looked after children.
2. Children who will have siblings attending the school at the time when the younger child is admitted. For the purpose of this admissions policy the term 'sibling' refers to brother or sister, half brother or sister, adopted brother or sister, step brother or sister, or the child of the parent/carer's partner, and in every case, the child must be living in the same family unit at the same address, at the time of application.
3. Children who have an authenticated medical reason for attending Oakwood School
Application under this criterion will only be considered if they are supported by a written statement from the child's doctor. This must demonstrate that there is a very specific connection between the medical need and the facilities or resources of the school
4. Children with the strongest geographical claim, measured in a straight line from the ordnance survey address point of the child's home address (including flats) to the ordnance survey address point of the school, using the Local Authority's computerised measuring system, with those living closer to the school receiving the higher priority.
5. Children for whom Oakwood School is not the nearest primary school.

If there is insufficient space for all children in any one of the above priorities (1, 2 or 3) then places will be allocated to those with the strongest geographical claim, measured in a direct line.

In the event of a tie between two or more children when applying criterion 4. (strongest geographic claim based on straight line distance) where there are not enough places available to offer all children a place at Oakwood a process of random allocation will be followed

Supplementary Form Required: See criteria 3 above

Offa's Mead Primary Academy

Telephone: 01291 622932

Headteacher: Mrs Lisa Sharman

Email: contactus@offasmeadacademy.org

Website: www.offasmeadacademy.org

Address: Beachley Road, Sedbury, Chepstow, Monmouthshire NP16 7DT

Category of School:	Primary
Status of School:	Academy
Age Range	4-11
Published Admission Number:	30
No. of pupils on roll Jan 2020:	147
Total No. of Preferences for Sept. 2020:	24
No. of 1st Preferences for September, 2020:	19

Admission Policy for September, 2021

1. Looked after children or previously looked after children.
2. Children who will have a sibling attending the school at the time the applicant is admitted. A sibling is defined as a child who has a brother, sister, adopted brother or sister or stepbrother or stepsister living in the same family unit in the same family household and address who attends the Academy in any year group excluding the final year. Biological siblings who attend the Academy in any year group excluding the final year will also be treated as siblings irrespective of place of residence. Children residing in the same household as part of an extended family, such as cousins, will not be treated as siblings.
Brothers and Sisters
Brothers and sisters include children with the same natural parents living at the same address children with the same natural parents living at different addresses (e.g. due to separation of natural parents) half- brothers/sisters living at the same address step –brothers/sisters living at the same address - children living as part of the same family unit with their parents/guardians at the same address.
3. Children with the strongest geographical claim, measured in a straight line from the ordnance survey address point of the child's home address (including flats) to the ordnance survey address point of the school, using the Local Authority's computerised measuring system, with those living closer to the school receiving the higher priority.

Supplementary Form Required: No

Park Infant School – See Stonehouse Park Infant School

Park Junior School (The)

Telephone: 01453 823108

Headteacher: Mr Richard Gasser

Email: admin@park-jun.gloucs.sch.uk

Website: www.parkjuniorschool.co.uk

Address: Elm Road, Stonehouse, Glos. GL10 2NP

Category of School:	Junior
Status of School:	Community
Age Range	7-11
Published Admission Number:	60
No. of pupils on roll Jan 2020:	197
Total No. of Preferences for Sept. 2020:	43
No. of 1st Preferences for September, 2020:	43

Admission Policy for September, 2021

1. Looked after children or previously looked after children

2. Children attending the companion infant school.
3. Siblings attending the junior school.
4. Siblings attending the infant school.
5. Home to school distances (measured in straight line).

Supplementary Form Required: No

Parkend Primary School

Telephone: 01594 562407

Headteacher: Mrs Jasmin Marangon

Email: admin@parkend.gloucs.sch.uk

Website: www.parkendschool.com

Address: Yorkley Road, Parkend, Gloucester. GL15 4HL

Category of School:	Primary
Status of School:	Community
Age Range	4-11
Published Admission Number:	10
No. of pupils on roll Jan 2020:	67
Total No. of Preferences for Sept. 2020:	24
No. of 1st Preferences for September, 2020:	10

Admission Policy for September, 2020

1. Looked after children or previously looked after children.
2. Siblings.
3. Home to school distance (measured in a straight line).

Supplementary Form Required: No

Pauntley C of E Primary School

Telephone: 01531 820053

Headteacher: Mr Chris Ward

Email: admin@pauntley.gloucs.sch.uk

Website: www.pauntleyschool.com

Address: Pool Hill, Newent, Gloucestershire, GL18 1LL

Category of School:	Primary
Status of School:	Voluntary Controlled
Age Range	4-11
Published Admission Number:	7
No. of pupils on roll Jan 2020:	48
Total No. of Preferences for Sept. 2020:	16
No. of 1st Preferences for September, 2020:	<5

Admission Policy for September, 2021

1. Looked after children or previously looked after children.
2. Siblings.
3. Home to school distance (measured in a straight line).

Supplementary Form Required: No

The Federation of Newent Schools (Picklenash Junior)

Telephone: 01531 820589

Headteacher: Mr Tony Larner

Email: admin@picklenash.gloucs.sch.uk

Website: www.glebeinfantschool.org.uk

Address: Ross Road, Newent, Gloucestershire, GL18 1BG

Category of School:	Junior
Status of School:	Foundation
Age Range	7-11
Published Admission Number:	60
No. of pupils on roll Jan 2020:	185
Total No. of Preferences for Sept. 2020:	35
No. of 1st Preferences for September, 2020:	35

Admission Policy for September, 2021

1. Looked after children or previously looked after children.
2. Children who have siblings attending the school and will continue to do so at the time of their admission. The definition of a sibling is a brother or sister, half-brother or sister, adopted brother or sister, step brother or sister, or the child of the parent's/carer's partner, and in every case, the child must be living in the same family unit at the same address.
3. Children for whom only this particular school is appropriate due to an exceptional medical condition. Applications under this criterion will only be considered if they are supported by a written statement from a doctor. This must demonstrate that there is a very specific connection between the medical need and this school;
4. Proximity of the child's home to the school, distances measured from the child's home to the school by a straight line measured from the Ordnance Survey address point of the child's home address (including flats) to the Ordnance Survey point of the school, using the Local Authority's computerised measuring system.

In the event of oversubscription in any of the above criterion, places will be allocated to children with the strongest geographical claim, measured in a straight line from the Ordnance Survey Address Point of the child's home address (including flats) to the Ordnance Survey point of the school, using the Local Authority's computerised measuring system, with those living closer to the school receiving the higher priority.

In the event of a tie-break where any particular category at points 1) - 3) is oversubscribed, criterion 4) (strongest geographical claim based on straight line distance) will be used to determine which child will be offered a place.

In the event of a tie between two or more children when applying criterion 4) (strongest geographical claim based on straight line distance) where there are not enough places available to offer all children a place at the school, a process of random allocation will be followed by the Governing Body witnessed by an independent person.

Supplementary Form Required: See criteria 3 above

Pillowell Community Primary School

Telephone: 01594 562244

Headteacher: Mr Brett Stevenson

Email: admin@pillowell.gloucs.sch.uk

Website: www.pillowellschool.co.uk

Address: School Road, Pillowell, Lydney, Glos. GL15 4QT

Category of School:	Primary
Status of School:	Community

Age Range	4-11
Published Admission Number:	12
No. of pupils on roll Jan 2020:	84
Total No. of Preferences for Sept. 2020:	34
No. of 1st Preferences for September, 2020:	16

Admission Policy for September, 2021

1. Looked after children or previously looked after children.
2. Siblings.
3. Home to school distance (measured in a straight line).

Supplementary Form Required: No

Powell's C of E Primary School

Telephone: 01285 653799

Headteacher: Helen Cooper

Email: admin@powells.gloucs.sch.uk

Website: www.powells.gloucs.sch.uk

Address: Gloucester Street, Cirencester, Gloucestershire GL7 2DJ

Category of School:	Primary
Status of School:	Voluntary Aided
Age Range	4-11
Published Admission Number:	60
No. of pupils on roll Jan 2020:	412
Total No. of Preferences for Sept. 2020:	104
No. of 1st Preferences for September, 2020:	56

Admission Policy for September, 2021

1. Looked after children or previously looked after children
2. The applicant child has a sibling who already attends the school and will still attend the school when the applicant child would start to attend. Sibling means full, half, step or adoptive brother or sister, or the child of the parent/carer's partner, and in every case the child must be living in the same family unit at the same address.
3. Parish worship and local residence. In order for an application to be considered under this category, a completed Powell's Minister Support Form must be received by Powell's office by 8th January 2021.

Both of the following conditions must be met:

1. A parent of the child is a regular worshipper at one of the three churches of the Parish of Cirencester, namely St. John Baptist, Holy Trinity Watermoor or St Lawrence Chesterton. Regular means at least fortnightly on average throughout the year for at least a year prior to the closing date for applications; AND
2. Local residence means that the distance measured in a straight line from the ordnance survey point of the child's home address to the ordnance survey point of the school using the Local Authority's computerised measuring system is not more than 3 miles.
4. Closest proximity to the school measured in a straight line from the ordnance survey point of the child's home address to the ordnance survey point of the school using the Local Authority's computerised measuring system, with those living closer to the school receiving higher priority. In the event of two or more children living the same distance away from the school, drawing lots will be used as a tie break to determine priority.

In the event of oversubscription within any of categories 1-3 above, proximity as defined in category 4 will be used to determine priority within the relevant category.

In the event that during the period specified for attendance at worship the churches in the parish of Cirencester have been closed for public worship and have not provided alternative premises for that worship, the requirements of these [admissions] arrangements in relation to attendance

will only apply to the period when the churches or alternative premises have been available for public worship.

Supplementary Form Required:	Yes – See Criteria 3 above
Available From:	The school
Date to be Returned:	8 th January 2021
Where to be Returned:	The school

Primrose Hill C of E Academy

Telephone: 01594 843453	Headteacher: Mrs Victoria Henson
Email: admin@primrosehill.gloucs.sch.uk	
Website: www.primrosehillcofeacademy.org.uk	
Address: School Crescent, Lydney, Glos. GL15 5TA	

Category of School:	Primary
Status of School:	Academy
Age Range	4-11
Published Admission Number:	30
No. of pupils on roll Jan 2020:	206
Total No. of Preferences for Sept. 2020:	72
No. of 1st Preferences for September, 2020:	38

Admission Policy for September, 2021

1. Looked after child or previously looked after child.
2. Children who have a sibling attending the school and who will continue to do so when the younger child is admitted. A sibling is defined as a brother or sister, half-brother or sister, adopted brother or sister, step brother or sister, or the child of the parent's/carer's partner, and in every case, the child must be living in the same family unit at the same address.
3. Children for whom only one particular school is appropriate due to an exceptional medical condition. Applications under this criterion will only be considered if they are supported by a written statement from the child's doctor. This must demonstrate that there is a very specific connection between the medical need and the facilities or resources of the school concerned.
4. Children with the strongest geographical claim. This will be measured in a straight line from the ordnance survey address point of the child's home address (including flats) to the ordnance survey address point of the school, using Gloucestershire Local Authority's computerised measuring system, with those living closer to the school receiving the higher priority.

Where any particular category at points 1-3 is oversubscribed, criterion 4 (strongest geographical claim based on straight line distance) will be used to determine which child will be offered a place.

In the event of a tie between two or more children when applying criterion 4 (strongest geographical claim based on straight line distance) where there are not enough places available to offer all children a place at the academy, a process of random allocation will be followed by the Local Governing Body; a random allocation is overseen by an independent person.

Supplementary Form Required: See criteria 3 above

Queen Margaret Primary School

Telephone: 01684 292198	Headteacher: Sara Bennion
Email: head@queenmargaret.gloucs.sch.uk	
Website : www.queenmargaretschool.org	

Address: York Road, Tewkesbury, Gloucestershire, GL20 5HU

Category of School:	Primary School
Status of School:	Community
Age Range	4-11
Published Admission Number:	30
No. of pupils on roll Jan 2020:	175
Total No. of Preferences for Sept. 2020:	26
No. of 1st Preferences for September, 2020:	22

Admission Policy for September, 2021

1. Looked after children or previously looked after children.
2. Siblings.
3. Home to school distance (measured in a straight line).

Supplementary Form Required: No

Randwick C of E Primary School

Telephone: 01453 762773

Headteacher: Mr David Poad

Email: admin@randwick.gloucs.sch.uk

Website : www.randwickschool.org

Address: The Lane, Randwick, Stroud, Gloucestershire, GL6 6HL

Category of School:	Primary School
Status of School:	Voluntary Controlled
Age Range	4-11
Published Admission Number:	13
No. of pupils on roll Jan 2020:	87
Total No. of Preferences for Sept. 2020:	29
No. of 1st Preferences for September, 2020:	10

Admission Policy for September, 2021

1. Looked after children or previously looked after children.
2. Siblings.
3. Home to school distance (measured in a straight line).

Supplementary Form Required: No

Redbrook C of E Primary School

Telephone: 01600 713501

Headteacher: Sarah Helm

Email: admin@redbrook.gloucs.sch.uk

Website: www.wyeforestfederation.co.uk

Address: Redbrook, Nr Monmouth, NP25 4LY

Category of School:	Primary
Status of School:	Voluntary Controlled
Age Range	4-11
Published Admission Number:	7
No. of pupils on roll Jan 2020:	33
Total No. of Preferences for Sept. 2020:	6
No. of 1st Preferences for September, 2020:	<5

Admission Policy for September, 2021

1. Looked after children or previously looked after children.
2. Siblings.
3. Home to school distance (measured in a straight line).

Supplementary Form Required: No

Redmarley C of E Primary Academy

Telephone: 01531 650277

Headteacher: Mrs S Smith

Email: admin@redmarley.gloucs.sch.uk

Website : www.redmarleyacademy.org

Address: Redmarley, Gloucestershire, GL19 3HS

Category of School:	Primary School
Status of School:	Academy
Age Range	4-11
Published Admission Number:	12
No. of pupils on roll Jan 2020:	76
Total No. of Preferences for Sept. 2020:	33
No. of 1st Preferences for September, 2020:	10

Admission Policy for September, 2021

1. Looked after children or previously looked after children.
2. Children who have a sibling who will be attending Redmarley C. E Primary Academy at the time of reception admission (i.e. a brother or sister, half brother or sister, adopted brother or sister, step brother or sister, or the child of a parent/carer's partner, as well as children who are brought together as a family by a same sex civil partnership.) Note: The older child must be continuing to attend the school when the younger child is admitted and in every case the child must be living in the same family unit at the same address.
3. Children with an authenticated medical reason for attending the school. Note: Children for whom only this particular school is appropriate due to an exceptional medical condition. Applications will only be considered if supported by a written statement from the applicant's doctor which must demonstrate that there is a very specific connection between the medical need and the facilities or resources of the school. The final decision to accept a child under this category will be made by the LAB through consultation with relevant professionals where necessary.
4. Children with the strongest geographical claim in the year in which the child is to start school on the closing date for applications. Note: Children with the strongest geographical claim, measured in a straight line from the ordnance survey point of the child's home address (including flats) to a central point of the school, using the local authority's computerised measuring system, with those living close to the school receiving the higher priority

Where any particular category at points 1-3 above is oversubscribed, criterion 4 (strongest geographical claim based on straight line distance) will be used to determine which child is offered a place.

In the event of a tie between two or more children, when applying criterion 4, the strongest geographical claim will be measured in a straight line from the ordnance survey point from the child's home address (including flats) to the ordnance survey address point of the school using the Local Authority's computerised measuring system with those living closer to the school receiving the higher priority.

Where there are not enough places available to offer all children a place at the school, a process of random allocation will be followed by the LAB.

Supplementary Form Required: See criteria 3 above

Rissington Primary School (The)

Telephone: 01451 820857

Headteacher: Mrs Sue Dawe

Email: admin@greatrissington.gloucs.sch.uk

Website: www.therissingtonschool.webs.com

Address: Great Site Great Rissington, Cheltenham, Glos GL54 2LP
Upper Site Mitchell Way, Upper Rissington, Cheltenham, Glos. GL54 2PL

Category of School:	Primary
Status of School:	Community
Age Range	4-11
Published Admission Number:	45
No. of pupils on roll Jan 2020:	233
Total No. of Preferences for Sept. 2020:	63
No. of 1st Preferences for September, 2020:	43

Admission Policy for September, 2021

1. Looked after children or previously looked after children.
2. Siblings.
3. Home to school distance (measured in a straight line).

Supplementary Form Required: No

Robinswood Primary Academy

Telephone: 01452 530430

Headteacher: Miss Briner

Email: admin@robinswood.gloucs.sch.uk

Website: www.robinswood.academy

Address: Underhill Road, Matson, Gloucester GL4 6HE

Category of School:	Primary
Status of School:	Academy
Age Range	4-11
Published Admission Number:	60
No. of pupils on roll Jan 2020:	414
Total No. of Preferences for Sept. 2020:	81
No. of 1st Preferences for September, 2020:	46

Admission Policy for September, 2021

1. Looked after children or previously looked after children.
2. Children who have a sibling attending the school and who will continue to do so when the younger child is admitted. A sibling is 'a brother or sister, half-brother or sister, adopted brother or sister, step brother or sister, or the child of the parent's/carer's partner, and in every case, the child must be living in the same family unit at the same address'.
3. Children for whom only this particular school is appropriate due to an exceptional medical condition. Applications under this criterion will only be considered if they are supported by a written statement from a doctor. This must demonstrate that there is a very specific connection between the medical need and this school.
4. Children with the strongest geographical claim, measured in a straight line from the ordnance survey point centre of the child's home address (including flats) to the central ordnance survey address point of the school, using the Local Authority's computerised measuring system, with those living closer to the school receiving the higher priority.

Where any particular category at points 1-3 above is oversubscribed, criterion 4 (strongest geographical claim based on straight line distance) will be used to determine which child is offered a place.

In the event of a tie breaker being needed, this will be the drawing of lots by an independent person in a supervised process.

Supplementary Form Required: See criteria 3 above

Rodborough Community Primary School

Telephone: 01453 763159

Headteacher: Mrs Halsey

Email: admin@rodborough.gloucs.sch.uk

Website: www.rodborough-primary.com

Address: Rodborough Hill, Stroud, Glos. GL5 3RT

Category of School:	Primary
Status of School:	Community
Age Range	4-11
Published Admission Number:	30
No. of pupils on roll Jan 2020:	212
Total No. of Preferences for Sept. 2020:	78
No. of 1st Preferences for September, 2020:	20

Admission Policy for September, 2021

1. Looked after children or previously looked after children.
2. Siblings.
3. Home to school distance (measured in a straight line).

Supplementary Form Required: No

Rodmarton Primary School

Telephone: 01285 841284

Headteacher: Mrs Caroline Musty

Email: admin@rodmarton.gloucs.sch.uk

Website: www.rodmartonschool.co.uk

Address: Rodmarton, Cirencester, Gloucestershire, GL7 6PE

Category of School:	Primary
Status of School:	Community
Age Range	4-11
Published Admission Number:	11
No. of pupils on roll Jan 2020:	65
Total No. of Preferences for Sept. 2020:	16
No. of 1st Preferences for September, 2020:	6

Admission Policy for September, 2021

1. Looked after children or previously looked after children.
2. Siblings.
3. Home to school distance (measured in a straight line).

Supplementary Form Required: No

Rosary Catholic Primary Academy (The)

Telephone: 01453 762774

Headteacher: Mrs Rosy Savory

Email: admin@rosary.gloucs.sch.uk

Website: www.rosaryschool.org.uk

Address: Beeches Green, Stroud, Gloucestershire GL5 4AB

Category of School:	Primary
Status of School:	Academy
Age Range	4-11
Published Admission Number:	30
No. of pupils on roll Jan 2020:	171
Total No. of Preferences for Sept. 2020:	31
No. of 1st Preferences for September, 2020:	18

Admission Policy for September, 2021

1. Catholic looked after and previously looked after children.
2. Catholic children who are resident in the school's designated parishes of The Immaculate Conception Stroud and St Joseph's Stonehouse.
3. Other Catholic children.
4. Other looked after and previously looked after children.
5. Children who are a Catechumen.
6. Any other children.

Within each of the categories listed above, priority will be given to children who will have a brother or sister at the school at the time of enrolment.

Tie Break

Where children have identical ranking, priority within each categories 1, 2 3 and 5 will then be determined by random allocation (see below).

Random Allocation

Random Allocation is the drawing of lots, supervised by a person independent of the school. Each child will be allocated a number. All the numbers will be placed into a hat or other suitable container and will be drawn out and ranked in the order that they were drawn. For children of a multiple birth, only the allocated number of one of the children will be entered in the draw. Where this number is drawn, the other child or children will be deemed to have also been drawn. Lots will then also be drawn for these children to decide their individual ranking. This process will also be applied to brothers or sisters who are not from a multiple birth but are applying for a place in the same year group.

Supporting Evidence

For categories 1, 2, 3 and 5 supporting evidence must be provided. If you do not provide the supporting documentation e.g. a certificate of baptism, or of reception into the Church, or of reception into the order of catechumens, your child can not be placed within any of those categories and this may affect your child's chance of being offered a place. To be considered in the first round of allocations, it should be submitted to the school by 15 January 2021.

Rowanfield Infant School

Telephone: 01242 515334

Exec Headteacher: Miss S Swan

Email: admin@rowanfieldinfant.org.uk

Website: www.rowanfieldinfant.co.uk

Address: Alstone Lane, Cheltenham, Glos. GL51 8HY

Category of School:	Infant
----------------------------	--------

Status of School:	Academy
Age Range	4-7
Published Admission Number:	90
No. of pupils on roll Jan 2020:	238
Total No. of Preferences for Sept. 2020:	123
No. of 1st Preferences for September, 2020:	61

Admission Policy for September, 2021

1. Looked after children or previously looked after children.
2. Children with a sibling attending the School at the time of application. For this purpose, sibling refers to brother or sister, half brother or sister, adopted brother or sister, step brother or sister, or the child of the parent/carer's partner as well as children who are brought together as a family by a same sex civil partnership. In every case, the child must be living in the same family unit at the same home address*, at the time of application.
3. Children with the strongest geographical claim, measured in a straight line from the ordnance survey address point of the child's home address* (including flats) to the ordnance survey address point of the School, using the Local Authority's computerised measuring system, with those living closer to the School receiving the higher priority **AND** where the school is the closest school to the home address with a place.

* The home address is where a child normally lives. Where a child lives with parents with shared parental responsibility, each for part of a week, the address where the child lives is determined using a joint declaration from the parents stating the pattern of residence. If a child's residence is split equally between both parents, then parents will be asked to determine which residential address should be used for the purpose of admission to school. If no joint declaration is received where the residence is split equally by the closing date for applications, the home address will be taken as the address where the child is registered with the doctor. If the residence is not split equally between both parents, then the address used will be the address where the child spends the majority of the school week.

Tie-break:

If the school becomes oversubscribed within criteria 2 or 3 above a distance tie-break will apply, with those living closest to the school being given priority for admission.

If two children live exactly the same distance from the school random allocation undertaken by someone unconnected to the School Trust will be used as a final tie-break to decide who will be admitted.

Supplementary Form Required: No

Rowanfield Junior Academy

Telephone: 01242 516611

Headteacher: Shona Riddell

Email: admin@rowanfield-junior.gloucs.sch.uk

Website : www.rowanfield-junior.gloucs.sch.uk

Address: Alstone Lane, Cheltenham, Gloucestershire, GL51 8HY

Category of School:	Junior School
Status of School:	Academy
Age Range	7-11
Published Admission Number:	90
No. of pupils on roll Jan 2020:	327
Total No. of Preferences for Sept. 2020:	74
No. of 1st Preferences for September, 2020:	72

Admission Policy for September, 2021

1. Looked after children or previously looked after children.

2. Children with a sibling attending the Academy at the time of application. For this purpose, sibling refers to brother or sister, half brother or sister, adopted brother or sister, step brother or sister, or the child of the parent/carer's partner as well as children who are brought together as a family by a same sex civil partnership. In every case, the child must be living in the same family unit at the same home address*, at the time of application.
3. Children for whom only one particular school is appropriate due to an exceptional medical condition (to be supported by a written statement from the child's doctor that demonstrates a very specific connection between their medical need and the facilities or resources of this school).
4. Children with the strongest geographical claim, measured in a straight line from the ordnance survey address point of the child's home address* (including flats) to the ordnance survey address point of the Academy, using the Local Authority's computerised measuring system, with those living closer to the Academy receiving the higher priority **AND** where the school is the closest school to the home address with a place.

* The home address is where a child normally lives. Where a child lives with parents with shared parental responsibility, each for part of a week, the address where the child lives is determined using a joint declaration from the parents stating the pattern of residence. If a child's residence is split equally between both parents, then parents will be asked to determine which residential address should be used for the purpose of admission to school. If no joint declaration is received where the residence is split equally by the closing date for applications, the home address will be taken as the address where the child is registered with the doctor. If the residence is not split equally between both parents, then the address used will be the address where the child spends the majority of the school week.

Tie-break:

If the school becomes oversubscribed within criteria 2 or 3 above a distance tie-break will apply, with those living closest to the school being given priority for admission.

If two children live exactly the same distance from the school random allocation undertaken by someone unconnected to the Academy Trust will be used as a final tie-break to decide who will be admitted.

Supplementary Form Required: No

Ruardean C of E Primary School

Telephone: 01594 542461

Headteacher: Mr Simon Manning

Email: admin@ruardean.gloucs.sch.uk

Website: www.ruardeancofepriaryschool.com

Address: School Road, Ruardean, Glos. GL17 9XQ

Category of School:	Primary
Status of School:	Voluntary Controlled
Age Range	4-11
Published Admission Number:	15
No. of pupils on roll Jan 2020:	104
Total No. of Preferences for Sept. 2020:	20
No. of 1st Preferences for September, 2020:	14

Admission Policy for September, 2021

1. Looked after children or previously looked after children.
2. Siblings.
3. Home to school distance (measured in a straight line).

Supplementary Form Required: No

Sapperton C of E Primary School

Telephone: 01285 760325

Headteacher: Mr Matt Blacker

Email: admin@sapperton.gloucs.sch.uk

Website: www.sappertonschool.org.uk

Address: Sapperton, Cirencester, Glos. GL7 6LQ

Category of School:

Primary

Status of School:

Voluntary Aided

Age Range

4-11

Published Admission Number:

12

No. of pupils on roll Jan 2020:

77

Total No. of Preferences for Sept. 2020:

13

No. of 1st Preferences for September, 2020:

8

Admission Policy for September, 2021

1. Looked after children or previously looked after children.
2. Children who will have siblings attending Sapperton C of E Primary School and who will continue to do so when the younger child is admitted. (Definition of "sibling". "a brother or sister, half-brother or sister, adopted brother or sister, step brother or sister, or the child of the parent's/carer's partner, and in every case, the child must be living in the same family unit at the same address")
3. Children from the villages of Coates, Frampton Mansell and Sapperton. (See map – available at the school).
4. Children whose parents attend regular worship of a Christian Church that is a member of Churches Together in England. (Definition of "Regular worship". "having attended the principal act of worship on a Sunday at least once a month on average during the two years prior to consideration of the application with that attendance confirmed by the vicar/priest in writing")
5. Children for whom only one particular school is appropriate due to an exceptional medical condition. Application under this criteria will only be considered if they are supported by a written statement from the child's doctor. This must demonstrate that there is a very specific connection between the medical need and the facilities or resources of the school concerned.

In the event of over-subscription in any categories above, places will be offered to those children with the strongest geographical claim, measured in a straight line from the ordnance survey address point of the child's home (including flats) to the ordnance survey address point of the school, using the Local Authority's computerised measuring system, with those living closer to the school receiving higher priority.

Where any particular category at points 1-5 is oversubscribed, criterion 6 (strongest geographical claim based on straight line distance) will be used to determine which child will be offered a place.

In the event of a tie between two or more children when applying criterion 6 (strongest geographical claim based on straight line distance) where there are not enough places available to offer all children a place at the school, a process of random allocation will be followed by the Governing Body.

Supplementary Form Required: See criteria 4 and 5 above

Severnbanks Primary School

Telephone: 01594 842789

Headteacher: Sara Poole (Acting)

Email: admin@severnbanks.gloucs.sch.uk

Website: www.severnbanksprimaryschool.co.uk

Address: Naas Lane, Lydney, Gloucestershire GL15 5AU

Category of School:	Primary
Status of School:	Academy
Age Range	4-11
Published Admission Number:	30
No. of pupils on roll Jan 2020:	221
Total No. of Preferences for Sept. 2020:	44
No. of 1st Preferences for September, 2020:	30

Admission Policy for September, 2021

1. Looked after children or previously looked after children.
2. Children who will have a sibling attending Severnbanks Primary School and who will continue to do so when the younger child is admitted. A sibling is defined as a brother or sister, half-brother or sister, adopted brother or sister, step brother or sister, or the child of the parent's/carer's partner, and in every case, the child must be living permanently in the same family unit at the same address.
3. Children of full or part time salaried members of staff who have been employed at Severnbanks Primary School for two years or more at the time of the application for admission, or of a member of staff recruited to fill a vacant post for which there is a demonstrable skill shortage.
4. Children for whom only Severnbanks School is appropriate due to an exceptional medical condition. Applications under this criterion will only be considered if they are supported by a written statement from the child's doctor. This must demonstrate that there is a very specific connection between the medical need and the facilities or resources of the school concerned.
5. Children with the strongest geographical claim, measured in a straight line from the Ordnance Survey Address Point of the child's home address (including flats) to the Ordnance Survey Address Point of the school, using the Local Authority's computerised measuring system, with those living closer to the school receiving higher priority.

Where any particular category at points 1-4 above is oversubscribed, criterion 5 (strongest geographical claim based on straight line distance) will be used to determine which child is offered a place.

In the event of a tie between two or more children when applying the entire criterion, where there are not enough places available to offer all children a place at the school, a process of random allocation will be followed by an independent panel.

In the event of a tie between two or more children, the strongest geographical claim will be measured in a straight line from the ordnance survey point from the child's home address (including flats) to the ordnance survey address point of the school using the Local Authority's computerised measuring system with those living closer to the school receiving the higher priority.

Supplementary Form Required: See criteria 4 above

Severn View Primary Academy

Telephone: 01453 766328

Executive Principal: Ms Joanne Gray

Email: contactus@severnviewacademy.org

Website: www.severnviewacademy.org

Address: Bisley Old Road, Stroud, Gloucestershire, GL5 1NL

Category of School:	Primary
Status of School:	Academy
Age Range	4-11
Published Admission Number:	30
No. of pupils on roll Jan 2020:	44

Total No. of Preferences for Sept. 2020: 9
No. of 1st Preferences for September, 2020: 6

Admission Policy for September, 2021

1. Looked after children or a child who was previously looked after.
2. Children who will have siblings attending the academy at the time the applicant child is admitted. A sibling is defined as a brother, sister, half brother or sister, adopted brother or sister, stepbrother or sister, or the child of the parent/carer's partner and in every case, the child must be living in the same family unit at the same address.
3. Children with the strongest geographical claim, measured in a straight line from the ordnance survey address point of the child's home address (including flats) to the ordnance survey address point of the academy, using the Local Authority's computerised measuring system, with those living closer to the academy receiving the higher priority.

Supplementary Form Required: No

Sharpness Primary School

Telephone: 01453 811220

Headteacher: Miss Helen Buckingham

Email: admin@sharpness.gloucs.sch.uk

Website: www.sharpnessprimary.org.uk

Address: Newtown, Berkeley, Gloucestershire. GL13 9NU

Category of School:	Primary
Status of School:	Community
Age Range	4-11
Published Admission Number:	20
No. of pupils on roll Jan 2020:	110
Total No. of Preferences for Sept. 2020:	16
No. of 1st Preferences for September, 2020:	9

Admission Policy for September, 2021

1. Looked after children or previously looked after children.
2. Siblings.
3. Home to school distance (measured in a straight line).

Supplementary Form Required: No

Sheepscombe Primary School

Telephone: 01452 813852

Headteacher: Mrs Vicky Barron

Email: admin@sheepscombe.gloucs.sch.uk

Website: www.sheepscombeschool.co.uk

Address: Far End, Sheepscombe, Stroud, Gloucestershire, GL6 7RL

Category of School:	Primary School
Status of School:	Community
Age Range	4-11
Published Admission Number:	10
No. of pupils on roll Jan 2020:	65
Total No. of Preferences for Sept. 2020:	16
No. of 1st Preferences for September, 2020:	8

Admission Policy for September, 2021

1. Looked after children or previously looked after children.

2. Siblings.
3. Home to school distance (measured in a straight line).

Supplementary Form Required: No

Sherborne C of E Primary School

Telephone: 01451 844277

Headteacher: Mr John Moore

Email: admin@sherborne.gloucs.sch.uk

Website : www.sherborneschool.co.uk

Address: Sherbourne, Cheltenham, Gloucestershire, GL54 3DH

Category of School:	Primary School
Status of School:	Voluntary Controlled
Age Range	4-11
Published Admission Number:	8
No. of pupils on roll Jan 2020:	52
Total No. of Preferences for Sept. 2020:	22
No. of 1st Preferences for September, 2020:	9

Admission Policy for September, 2021

1. Looked after children or previously looked after children.
2. Siblings.
3. Home to school distance (measured in a straight line).

Supplementary Form Required: No

Shurdington C of E Primary School

Telephone: 01242 862420

Headteacher: Mr J Millin

Email: admin@shurdington.gloucs.sch.uk

Website: www.shurdingtonceprimary.co.uk

Address: Badgeworth Lane, Shurdington, Cheltenham, Glos. GL51 4UQ

Category of School:	Primary
Status of School:	Voluntary Controlled
Age Range	4-11
Published Admission Number:	30
No. of pupils on roll Jan 2020:	153
Total No. of Preferences for Sept. 2020:	83
No. of 1st Preferences for September, 2020:	29

Admission Policy for September, 2021

1. Looked after children or previously looked after children.
2. Siblings.
3. Home to school distance (measured in a straight line).

Supplementary Form Required: No

Siddington C of E Primary School

Telephone: 01285 652866

Headteacher: Katie Cook

Email: admin@siddington.gloucs.sch.uk

(wef 02/09/2020)

Website: www.siddington.gloucs.sch.uk

Address: The Coach Road, Siddington, Cirencester, Gloucestershire GL7 6HL

Category of School:	Primary
Status of School:	Academy
Age Range	4-11
Published Admission Number:	15
No. of pupils on roll Jan 2020:	86
Total No. of Preferences for Sept. 2020:	31
No. of 1st Preferences for September, 2020:	16

Admission Policy for September, 2021

1. Looked after children or previously looked after children.
2. Children who have siblings attending the school and who will continue to do so at the time of their admission. We use the Local Authority's standard definition of 'sibling': 'a brother or sister, half brother or sister, adopted brother or sister, step brother or sister, or the child of the parent/carer's partner as well as children who are brought together as a family by a same sex civil partnership. In every case, the child must be living in the same family unit at the same address, at the time of application.'
3. Pupils with the strongest geographical claim based on straight line distance proximity of the child's home - those living nearer being accorded priority.

Oversubscription

In the event of oversubscription in any of the above criterion, places will be allocated to children with the strongest geographical claim, measured in a straight line from the Ordnance Survey Address Point of the child's home address (including flats) to Reception at the School, using the Local Authority's computerised measuring system, with those living closer to the school receiving the higher priority. If necessary, if two or more children live at a precise equitable distance from the school, a further tie-break of random allocation based on names being drawn in a lottery at a specified time by our admissions team will be applied, although we will endeavor to treat twins and children from multiple births jointly.

Supplementary Form Required: No

Slimbridge Primary School

Telephone: 01453 890216

Headteacher: Mrs Alison Cooke

Email: admin@slimbridge.gloucs.sch.uk

Website: www.slimbridgeprimaryschool.org.uk

Address: St. Johns Road, Slimbridge, Glos. GL2 7DD

Category of School:	Primary
Status of School:	Community
Age Range	4-11
Published Admission Number:	20
No. of pupils on roll Jan 2020:	124
Total No. of Preferences for Sept. 2020:	45
No. of 1st Preferences for September, 2020:	18

Admission Policy for September, 2021

1. Looked after children or previously looked after children.
2. Siblings.
3. Home to school distance (measured in a straight line).

Supplementary Form Required: No

Soudley Primary School

Telephone: 01594 822004

Email: admin@soudley.gloucs.sch.uk

Website www.soudleyschool.com

Address: Church Road, Soudley, Gloucestershire, GL14 2UA

Headteacher: Mrs Saron Hetenyi

Category of School:

Primary School

Status of School:

Community

Age Range

4-11

Published Admission Number:

11

No. of pupils on roll Jan 2020:

69

Total No. of Preferences for Sept. 2020:

18

No. of 1st Preferences for September, 2020:

7

Admission Policy for September, 2021

1. Looked after children or previously looked after children.
2. Siblings.
3. Home to school distance (measured in a straight line).

Supplementary Form Required: No

Southrop C of E Primary School

Telephone: 01367 850246

Email: admin@southrop.gloucs.sch.uk

Website: www.southrop.gloucs.sch.uk

Address: Southrop, Near Lechlade, Glos. GL7 3NU

Headteacher: Mrs J McLellan

Miss M Davies

Category of School:

Primary

Status of School:

Voluntary Controlled

Age Range

4-11

Published Admission Number:

8

No. of pupils on roll Jan 2020:

45

Total No. of Preferences for Sept. 2020:

21

No. of 1st Preferences for September, 2020:

6

Admission Policy for September, 2021

1. Looked after children or previously looked after children.
2. Siblings.
3. Home to school distance (measured in a straight line).

Supplementary Form Required: No

Springbank Primary Academy

Telephone: 01242 527766

Email: admin@springbankpri-ac.gloucs.sch.uk

Website : www.springbankpri-ac.gloucs.sch.uk

Address: Springbank Road, Cheltenham, Gloucestershire, GL51 0PH

Headteacher: Mrs Liz White

Category of School:

Primary School

Status of School:

Academy

Age Range

4-11

Published Admission Number:	60
No. of pupils on roll Jan 2020:	402
Total No. of Preferences for Sept. 2020:	102
No. of 1st Preferences for September, 2020:	63

Admission Policy for September, 2021

1. Looked after children or previously looked after children.
2. Children with a sibling attending the Academy at the time of application. For this purpose, sibling refers to brother or sister, half brother or sister, adopted brother or sister, step brother or sister, or the child of the parent/carer's partner as well as children who are brought together as a family by a same sex civil partnership. In every case, the child must be living in the same family unit at the same home address*, at the time of application.
3. Children for whom only one particular school is appropriate due to an exceptional medical condition (to be supported by a written statement from the child's doctor that demonstrates a very specific connection between their medical need and the facilities or resources of this school).
4. Children with the strongest geographical claim, measured in a straight line from the ordnance survey address point of the child's home address* (including flats) to the ordnance survey address point of the Academy, using the Local Authority's computerised measuring system, with those living closer to the Academy receiving the higher priority

* The home address is where a child normally lives. Where a child lives with parents with shared parental responsibility, each for part of a week, the address where the child lives is determined using a joint declaration from the parents stating the pattern of residence. If a child's residence is split equally between both parents, then parents will be asked to determine which residential address should be used for the purpose of admission to school. If no joint declaration is received where the residence is split equally by the closing date for applications, the home address will be taken as the address where the child is registered with the doctor. If the residence is not split equally between both parents, then the address used will be the address where the child spends the majority of the school week.

Supplementary Form Required: No

St. Andrew's C of E Primary School, Chedworth

Telephone: 01285 720427

Headteacher: Angharad Fitch

Email: admin@st-andrews.gloucs.sch.uk

Website: www.st-andrewsschool.co.uk

Address: School Lane, Chedworth, Cheltenham, Glos. GL54 4AJ

Category of School:	Primary
Status of School:	Voluntary Aided
Age Range	4-11
Published Admission Number:	14
No. of pupils on roll Jan 2020:	68
Total No. of Preferences for Sept. 2020:	15
No. of 1st Preferences for September, 2020:	5

Admission Policy for September, 2021

1. Looked after children or previously looked after children.
2. Children who have a sibling attending the school and who will continue to do so when the younger child is admitted. A sibling is a brother or sister, adopted brother or sister, step brother or sister, or the child of a parent's/carer's partner, and in every case the child must be living in the same family unit at the same address.
3. Children who live within the designated ecclesiastical boundaries of Chedworth and Yanworth as shown on the map in the office.

4. Children for whom only one particular school is appropriate due to an exceptional medical condition. Applications under this criterion will only be considered if they are supported by a written statement from the child's doctor. This must demonstrate that there is a very specific connection between the medical need and the facilities or resources of St Andrews.
5. Children with the strongest geographical claim, measured in a straight line from the ordnance survey address point of the child's home address (including flats) to the ordnance survey address point of the school, using the Local Authority's computerised measuring system, with those living closer to the school receiving higher priority.

In the event of oversubscription and in the event of a tie break situation, where two or more children live an identical distance from the school, places will be offered to both children.

Supplementary Form Required: See criteria 4

St Briavels Parochial C of E Primary School

Telephone: 01594 530428

Headteacher: Sarah Helm

Email: admin@st-briavels.gloucs.sch.uk

Website www.wye-forest-federation.eschools.co.uk

Address: High Street, St Briavels, Lydney, Gloucestershire, GL15 6TD

Category of School:	Primary School
Status of School:	Voluntary Aided
Age Range	4-11
Published Admission Number:	20
No. of pupils on roll Jan 2020:	129
Total No. of Preferences for Sept. 2020:	44
No. of 1st Preferences for September, 2020:	24

Admission Policy for September, 2021

1. Looked after children or previously looked after children.
2. Children permanently residing in the Ecclesiastical and Local Authority Parishes. (A map of these parishes can be found on the wall outside the School office.).
3. Siblings: A sibling is defined as a brother or sister, half-brother or sister, adopted brother or sister, step brother or sister, or the child of the parent's/carer's partner, and in every case, the child must be living in the same family unit at the same address. . Of present pupils living outside the area described in (2.) above, the sibling must still be attending the school at the time of admission of the younger child.
4. Children for whom only one particular school is appropriate due to an exceptional medical condition. Applications under this criterion will only be considered if they are supported by a written statement from the child's doctor. This must demonstrate that there is a very specific connection between the medical need and the facilities or resources of the school concerned."
5. Children with the strongest geographical claim, measured in a straight line from the ordnance survey address point of the child's home address (including flats) to the ordnance survey address point of the school, using the Local Authority's computerised measuring system, with those living closer to the school receiving the higher priority.

Where any particular category at points 1-4 above is oversubscribed, criterion 5 (strongest geographical claim based on straight line distance) will be used to determine which child is offered a place.

In the event of a tie between two or more children when applying criterion 5 (strongest geographical claim based on straight line distance) where there are not enough places available to offer all children a place at the school, a process of random allocation will be followed by the Local Authority. This will be in the form of a manual process which is overseen by an independent person from the Council's Legal Services. Where twins or children from multiple births are part of a random allocation process they will be considered as one applicant.

St. Catharine's Catholic Primary School

Telephone: 01386 840677

Headteacher: Joanne Welch

Email: admin@st-catharines.gloucs.sch.uk

Website: www.st-catharines.gloucs.sch.uk

Address: Lower High Street, Chipping Campden, Glos. GL55 6DZ

Category of School:	Primary
Status of School:	Voluntary Aided
Age Range	4-11
Published Admission Number:	20
No. of pupils on roll Jan 2020:	122
Total No. of Preferences for Sept. 2020:	26
No. of 1st Preferences for September, 2020:	17

Admission Policy for September, 2021

1. Catholic looked after and previously looked after children.
2. Catholic children who are resident in the school's designated parishes of St. Catharine's Church, Chipping Campden and Our Lady and St. Kenelm Church, Stow-on-the-Wold (see notes *).
3. Other Catholic children. *
4. Other looked after and previously looked after children.
5. Children who are a Catechumen **
6. Any other children.

Within each of the categories listed below, priority will be given to children who will have a brother or sister at the school at the time of enrolment.

Brother or Sister' includes:

- (i) all natural brothers or sisters, half brothers or sisters, adopted brothers or sisters, stepbrothers or sisters, foster brothers or sisters, living at the same address; and
- (ii) the child of a parent's partner where that child lives for at least part of the week in the same family unit at the same home address as the child who is the subject of the application.

* Catholic' means a member of a Church in full communion with the See of Rome. This includes the Eastern Catholic Churches. For someone to be treated as Catholic, written evidence of Catholic baptism or reception into the Church will be required. This will normally be evidenced by a certificate of baptism in a Catholic Church or a certificate of reception into the full communion of the Catholic Church. Whilst a copy of the certificate may be accepted, the governors may request sight of the original. The governing body may request additional supporting evidence if the written documents that are provided do not confirm the fact that the person was baptised/received into a Catholic Church.

There may occasionally be difficulty in obtaining written evidence of baptism or reception into the Church. In such cases, contact may be made with a Parish Priest for advice on how the question of baptism/reception is to be resolved and how written evidence is to be produced in accordance with the law of the Church. The Priest may seek advice from Clifton Diocese. For the purposes of this policy, 'Catholic' includes a looked after child living with a family where at least one of the parents is confirmed as being Catholic.

* Catechumen' means a member of the catechumenate of a Catholic Church. This will normally be evidenced by a certificate of reception into the order of catechumens. Children must be at least 7 years old to be a Catechumen, so the Oversubscription criterion category no. 5, cannot be applied to any child less than 7 years old.

Supplementary Form Required:
Available From:
Date to be Returned:
Where to be Returned:

See criteria above
15th January 2021
School Office

St David's C of E Primary School

Telephone: 01608 650521

Headteacher: Mrs Jennifer Walker

Email: head@st-davids.gloucs.sch.uk

Website: www.stdavidsprimaryschool.co.uk

Address: East Street, Moreton-in-Marsh, Gloucestershire, GL56 0LQ

Category of School:	Primary
Status of School:	Academy
Age Range	4-11
Published Admission Number:	45
No. of pupils on roll Jan 2020:	291
Total No. of Preferences for Sept. 2020:	46
No. of 1st Preferences for September, 2020:	42

Admission Policy for September, 2021

1. Looked after children or previously looked after children.
2. Children whose elder sibling still attends the school at the time the younger child is admitted and will continue to do so. Sibling in this instance refers to a brother or sister, half-brother or sister, adopted brother or sister, step-brother or sister, or the child of the parent/carer's partner, as well as children who are brought together as a family by a same sex civil partnership. In every case, the child must be living in the same family unit at the same address at the time of application.
3. Children of staff employed by the Governing Body of St. David's C of E Primary School, subject to the conditions.
4. Children with the strongest geographical claim, measured in a straight line from the ordnance survey point of the child's home address (including flats) to a central point of the school, using the local authority's computerised measuring system, with those living close to the school receiving the higher priority.

Where any particular category at points 1-3 is oversubscribed, criterion 4 (strongest geographical claim) will be used to determine which of the children is offered a place. In the event of a tie between two or more children when criterion 4 is applied, a process of random allocation will be followed.

Supplementary Form Required: No

St James' & Ebrington C of E Primary School (Federated)

Telephone: 01386 840634 (St James')

Interim Exec Headteacher: A Symondson

Email: admin@stjeb.school

Operational Headteacher : Joanna Jonson

Website: www.stjamesandebingtonschool.org.uk

Address: Pear Tree Close, Chipping Campden, Glos. GL55 6DB

Category of School:	Primary
Status of School:	Voluntary Aided
Age Range	4-11
Published Admission Number:	30

No. of pupils on roll Jan 2020:	145
Total No. of Preferences for Sept. 2020:	36
No. of 1st Preferences for September, 2020:	17

Admission Policy for September, 2021

1. Looked after children or previously looked after children.
2. Children resident in the parishes listed below* and with siblings registered at the school at the time of their admission. (We define a sibling as: a brother or sister, half brother or sister, adopted brother or sister, step brother or sister, or the child of the parent/carer's partner, and in every case, the child must be living in the same family unit at the same address).
3. Children resident in the parishes listed below*. A map showing these parishes can be seen, on request, at the School Office.
4. Children with siblings registered at the school, who reside outside the parishes listed below* at the time of their admission. (We define a sibling as: a brother or sister, half brother or sister, adopted brother or sister, step brother or sister, or the child of the parent/carer's partner, and in every case, the child must be living in the same family unit at the same address).
5. Children whose parent(s), at the time of admission, have been on the electoral roll of a parish within the Church of England for at least two years, and regularly worshipping there within this period. A letter will be sent to the church to confirm this.

In the event of over-subscription in any of the above categories, or to allocate any remaining places, the geographical distance from the centre of the nearer school site, measured in a straight line from the Ordnance Survey address point of the school to the Ordnance Survey address point of the child's home address (including flats), using the Local Authority's computerised measuring system, will be used to determine which child will be allocated a place and at which site, with those living closer to the school receiving the higher priority.

In the unlikely event that two or more applicants equally fulfil the Admission Criteria a ballot will be held.

*Parishes of Aston-sub-Edge, Broad Campden, Chipping Campden, Ebrington with Hidcote Bartrim and Hidcote Boyce, Laverton and Weston-sub-Edge.

Supplementary Form Required: Yes – contact school

St James C of E Junior School

Telephone: 01452 520714
Email: head@st-james-jun.gloucs.sch.uk
Website: www.st-james-jun.gloucs.co.uk
Address: Upton Street, Gloucester GL1 4JU

Headteacher: TBA

Category of School:	Junior
Status of School:	Voluntary Controlled
Age Range	7-11
Published Admission Number:	59
No. of pupils on roll Jan 2020:	148
Total No. of Preferences for Sept. 2020:	32
No. of 1st Preferences for September, 2020:	27

Admission Policy for September, 2021

1. Looked after children or previously looked after children.
2. Children attending the companion infant school.
3. Siblings attending the infant or junior school.
4. Home to school distances (measured in straight line).

Supplementary Form Required: No

St James C of E Primary School

Telephone: 01242 516836

Headteacher: Mrs Lisa Harford

Email: admin@st-james-pri.gloucs.sch.uk

Website www.stjamescofeprimary.co.uk

Address: Merestones Road, Cheltenham, Gloucestershire, GL50 2RS

Category of School:	Primary School
Status of School:	Academy
Age Range	4-11
Published Admission Number:	60
No. of pupils on roll Jan 2020:	409
Total No. of Preferences for Sept. 2020:	249
No. of 1st Preferences for September, 2020:	67

Admission Policy for September, 2021

1. Looked after children or previously looked after children.
2. Children who have siblings attending the School at the time the applicant child is admitted.
(NB We define siblings as a brother or sister, half brother or sister, adopted brother or sister, step brother or sister, or the child of the parent/carer's partner, and in every case, the child must be living in the same family unit at the same address)
3. Children for whom only one particular school is appropriate due to an exceptional medical condition. Applications under this criterion will only be considered if they are supported by a written statement from the child's doctor, which has to be submitted with the application. This must demonstrate that there is a very specific connection between the medical need and the facilities or resources of the school concerned.
4. Children of full or part time salaried members of staff who have been employed at St. James' C of E Primary School for three years or more at the time of application, or a member of staff recruited more recently to fill a vacant post for which there is a demonstrable skill or shortage.
5. Children with the strongest geographical claim, measured in a straight line from the ordnance survey address point of the child's home address (including flats) to the ordnance survey address point of the school, using the Local Authority's computerised measuring system on behalf of the Diocese of Gloucester Academies Trust (admissions authority), with those living closer to the school receiving the higher priority.

In the event of oversubscription and in the event of a tie break situation, where two or more children live an identical distance from the Academy, a lottery will take place to allocate any remaining places

In the event of a child being refused a place, there is a right to appeal to an independent appeal process. Please contact the school for an appeal application.

Supplementary Form Required: See criteria 3 above

St John's C of E Primary School (Cheltenham)

Telephone: 01242 523786

Headteacher: Mrs Juliette Moxham

Email: head@st-johns-pri.gloucs.sch.uk

Website: www.st-johns-pri.gloucs.sch.uk

Address: Albion Street, Cheltenham, Glos, GL52 2SN

Category of School:	Primary
Status of School:	Voluntary Controlled
Age Range	4-11

Published Admission Number:	29
No. of pupils on roll Jan 2020:	195
Total No. of Preferences for Sept. 2020:	115
No. of 1st Preferences for September, 2020:	27

Admission Policy for September, 2021

1. Looked after children or previously looked after children
2. Siblings.
3. Home to school distance (measured in a straight line).

Supplementary Form Required: No

St John's Church of England Primary Academy (Coleford)

Telephone: 01594 832046

Headteacher: Mr David Le Templier

Email: head@st-johns.gloucs.sch.uk

Website: www.sjacademy.co.uk

Address: Bowens Hill Road, Coleford, Glos. GL16 8DU

Category of School:	Primary
Status of School:	Academy
Age Range:	4-11
Published Admission Number:	30
No. of pupils on roll Jan 2020:	150
Total No. of Preferences for Sept. 2020:	29
No. of 1st Preferences for September, 2020:	16

Admission Policy for September, 2021

1. Looked after children or previously looked after children.
2. Children who will have siblings attending the school at the time the applicant child is admitted.
A sibling refers to brother or sister, half brother or sister, adopted brother or sister, step brother or sister, or the child of the parent/carer's partner as well as children who are brought together as a family by a same sex civil partnership. In every case, the child must be living in the same family unit at the same address, at the time of application.
3. Children of paid employees at St John's C of E Academy.
Paid employees refers to:
 - a) where the member of staff has been employed at the school for two or more years at the time at which the application for admission to the school is made, and/or
 - b) the member of staff is recruited to fill a vacant post for which there is a demonstrable skill shortage.
4. Children with the strongest geographical claim, measured in a straight line from the ordnance survey address point of the child's home address (including flats) to the ordnance survey address point of the school, using the Local Authority's computerised measuring system, with those living closer to the school receiving the higher priority

Where points 1 and 2 are oversubscribed, criterion 4 (strongest geographical claim based on straight line distance) will be used to determine which child is offered a place. In the event of a tie between two or more children when applying criterion 4 (strongest geographical claim based on straight line distance) where there are not enough places available to offer all children a place at the school, a process of random allocation will be followed by the Governing body.

Supplementary Form Required: No

St Joseph's Catholic Primary School

Telephone: 01453 860311

Email: head@st-josephs.gloucs.sch.uk

Website: www.st-josephs-nympsfield.com

Address: Front Street Nympsfield Stonehouse Glos GL10 3TY

Headteacher: Mrs Clare Howells (Acting)

(wef 09/2020)

Category of School:	Primary
Status of School:	Voluntary Aided
Age Range	4-11
Published Admission Number:	30
No. of pupils on roll Jan 2020:	173
Total No. of Preferences for Sept. 2020:	36
No. of 1st Preferences for September, 2020:	16

Admission Policy for September, 2021

1. Catholic looked after and previously looked after children.
2. Catholic children who are resident in the school's designated parishes of St. Joseph's Church, Nympsfield and St. Dominic's Church, Dursley.
3. Other Catholic children.
4. Other looked after and previously looked after children.
5. Children who are a Catechumen. **
6. Any other children.

Within each of the categories listed above, priority will be given to children who will have a brother or sister at the school at the time of enrolment.

Brother or sister' includes:

- (i) all natural brothers or sisters, half brothers or sisters, adopted brothers or sisters, stepbrothers or sisters, foster brothers or sisters, living at the same address; and
- (ii) the child of a parent's partner where that child lives for at least part of the week in the same family unit at the same home address as the child who is the subject of the application.

Tie Break

Where children have identical ranking, priority within each categories 1,2,3 and 5 will be determined by random allocation (see below). Priority within categories 4 and 6 will be given to those living closest to the school as measured by a direct line between point X of the child's home and point X at the school using Gloucestershire County Council's computerised system. Where distances are equal, priority will be determined by random allocation (see below)

Random Allocation

Random Allocation is the drawing of lots, supervised by a person independent of the school. Each child will be allocated a number. All the numbers will be placed into a hat or other suitable container and will be drawn out and ranked in the order that they were drawn.

For children of a multiple birth, only the allocated number of one of the children will be entered in the draw. Where this number is drawn, the other child or children will be deemed to have also been drawn. Lots will then also be drawn for these children to decide their individual ranking. This process will also be applied to brothers or sisters who are not from a multiple birth but are applying for a place in the same year group.

Supporting Evidence

For categories 1, 2, 3 and 5 supporting evidence must be provided. If you do not provide the supporting documentation e.g. a certificate of baptism, or of reception into the Church, or of reception into the order of catechumens, (as detailed in notes 3 and 4 below), your child cannot be placed within any of those categories and this may affect your child's chance of being offered a place. To be considered in the first round of allocations, it should be submitted to the school by 15th January 2021.

Supplementary Form Required:

Yes see criteria above

St Lawrence C of E Primary School

Telephone: 01367 252356

Headteacher: Mr Gordon Soutar

Email: admin@st-lawrence.gloucs.sch.uk

Website : www.stlawrencelechlade.co.uk

Address: Wharf Lane, Lechlade, Gloucestershire, GL7 3AU

Category of School:	Primary School
Status of School:	Academy
Age Range	4-11
Published Admission Number:	30
No. of pupils on roll Jan 2020:	201
Total No. of Preferences for Sept. 2020:	37
No. of 1st Preferences for September, 2020:	29

Admission Policy for September, 2021

1. Looked after children or previously looked after children.
2. Children with an authenticated medical reason for attending St Lawrence School. Applications under this criterion will only be considered if they are supported by a written statement from the child's doctor. This must demonstrate that there is a very specific connection between the medical need and the facilities or resources of the school concerned.
3. Children living in the ecclesiastical parish of Lechlade, (a map is available in the school office) who, during their reception year, will have older siblings attending the school. We define siblings as a brother or sister, half-brother or sister, adopted brother or sister, step brother or sister, or the child of the parent's/carer's partner, and in every case, the child must be living in the same family unit at the same address.
4. Other children living in the ecclesiastical parish of Lechlade. (A map is available in the school office).
5. Children not living in the ecclesiastical parish of Lechlade who, during their reception year, will have older siblings attending the school. We define siblings as a brother or sister, half-brother or sister, adopted brother or sister, step brother or sister, or the child of the parent's/carer's partner, and in every case, the child must be living in the same family unit at the same address.
6. Children not living in the ecclesiastical parish of Lechlade.

Tiebreaker - In the event of over-subscription in any of the above categories, places will be allocated on the basis of children with the strongest geographical claim, measured in a straight line from the ordnance survey address point of the child's home address (including flats) to the ordnance survey address point of the school. In the event that two or more children live the same distance away from the school, places will be decided by random allocation. Where twins or children from multiple births are part of a random allocation process they will be considered as one applicant if the number of available places allows.

Supplementary Form Required: No

St Mark's C of E Junior School

Telephone: 01242 702280

Headteacher: Mrs Angharad Fitch

Email: admin@st-marks.gloucs.sch.uk

Website: www.stmarksjunior.com

Address: Robert Burns Avenue, Benhall, Cheltenham, Glos. GL51 6NU

Category of School:	Junior
Status of School:	Voluntary Aided
Age Range	7-11
Published Admission Number:	60
No. of pupils on roll Jan 2020:	237
Total No. of Preferences for Sept. 2020:	63
No. of 1st Preferences for September, 2020:	58

Admission Policy for September, 2021

1. Looked after children or previously looked after children.
2. Where the child will have at least one sibling* still attending St Mark's C.E Junior School when the younger child is admitted.
3. Children who will have siblings* attending Benhall Infant School at the time the applicant child is admitted.
4. Where the family have active connections** within St Mark's C.E group of churches.
5. Where the child is attending Benhall Infant School at the time of transfer.
6. Where there are medical grounds (supported by a doctors certificate) for admitting the child.
Applications under this criterion will only be considered if supported by a written statement from a doctor demonstrating that there is a very specific connection between the medical need and the school.
7. Children with the strongest geographical claim, measured in a straight line from the ordnance survey address point of the child's home address (including flats) to the ordnance survey address point of the school, using the Local Authority's computerised measuring system, with those living closer to the school receiving the higher priority.

*A sibling refers to brother or sister, half brother or sister, adopted brother or sister, step brother or sister, or the child of the parent/carer's partner as well as children who are brought together as a family by a same sex civil partnership. In every case, the child must be living in the same family unit at the same address, at the time of application.

**Children of parents who live in the ecclesiastical parish of St Mark, Cheltenham and whose parents have a regular attendance at one of the district churches of the parish, supported by a letter from their minister. (Regular is defined as at least monthly attendance)

Supplementary Form Required:	Yes (Minister support form)
Available From:	School Office or School's website
Date to be Returned:	15 th January 2021
Where to be Returned:	School Office

St Mary's C of E Infant School (Prestbury)

Telephone: 01242 244054 **Headteacher:** Mr Matthew Fletcher
Email: admin@st-marys-prestbury-inf.gloucs.sch.uk
Website: www.prestburystmarysfederation.co.uk
Address: Bouncers Lane, Prestbury, Cheltenham, Glos GL52 5JB

Category of School:	Infant
Status of School:	Voluntary Aided
Age Range	4-7
Published Admission Number:	60
No. of pupils on roll Jan 2020:	207
Total No. of Preferences for Sept. 2020:	143
No. of 1st Preferences for September, 2020:	79

Admission Policy for September, 2021

1. Looked after children or previously looked after children.

2. Children with a brother or sister who will still be attending St. Mary's C of E Infant or Prestbury St Mary's Junior Schools at the time of Reception admission. (The older child must be continuing to attend either school when the younger child is admitted.) (*See additional notes*)
3. Children of parents who live in the priority area of the ecclesiastical parish of Prestbury of whom at least one parent is on the Electoral Roll of the parish of Prestbury which comprises St. Mary's and St. Nicolas' churches, or is a member of Prestbury United Reformed Church and has attended an act of worship at any of these churches at least once a month during 2 years prior to the Local Authority closing date for applications. In the event that during the period specified for attendance at worship the church has been closed for public worship and has not provided alternative premises for that worship, the requirements of these admissions arrangements in relation to attendance will only apply to the period when the church or alternative premises have been available for public worship. (*See Additional notes*)
4. Children of parents who live in the priority area of the ecclesiastical parish of Prestbury. (*See additional notes*)
5. Children of parents who live in the rest of the ecclesiastical parish of Prestbury of whom at least one parent is on the Electoral Roll of the parish of Prestbury which comprises St. Mary's and St. Nicolas' churches, or is a member of Prestbury United Reformed Church and has attended an act of worship at any of these churches at least once a month during 2 years prior to the Local Authority closing date for applications. In the event that during the period specified for attendance at worship the church has been closed for public worship and has not provided alternative premises for that worship, the requirements of these admissions arrangements in relation to attendance will only apply to the period when the church or alternative premises have been available for public worship. (*See Additional notes*)
6. Children who live in the rest of the ecclesiastical parish of Prestbury (*see additional notes*)
7. Children who live outside the ecclesiastical parish of Prestbury. (*See additional notes*)

The Ecclesiastical Parish of Prestbury

A map of the ecclesiastical parish of Prestbury is available from the school office and on the school website www.prestburystmarysfederation.co.uk/ Addresses can also be checked by entering the postcode on the website 'A Church Near You' - www.achurchnearyou.com/

Priority Area within the Parish

- a) Addresses on Bouncers Lane and areas to the east of that road.
- b) Addresses on The Burgage, Bowbridge Lane, Spring Lane and areas to the east of those roads.
- c) Addresses on Tatchley Lane, Chiltern Road, Glebe Road and Newland Court.
- d) Numbers 313 to 333 and 314A/314 to 344A/344 Prestbury Road (being that part of Prestbury Road lying between the junction of Priors Rd and Bouncers Lane to the south, and the junction of Laurel Drive and Tatchley Lane to the north).

A map of this area and a list of the included roads are available in the school office and on the school website.

Oversubscription (Criterion 2)

In the event of oversubscription in this criterion places will be allocated to children in the following order:

- a) Those who live in the priority area of the parish.
- b) Those who live in the non-priority area of the parish.
- c) Those who live outside the parish.

The places will be allocated within each category to those with the strongest geographical claim, measured in a straight line from the Ordnance Survey address point of the child's permanent home address (including flats), to the Ordnance Survey address point of the school, using the Local Authority's computerised measuring system: with those living closer to the school receiving the higher priority. In the event that two or more children have the same distance measurement, a process of random allocation will be followed by the Governing Body and overseen by an independent observer.

Oversubscription (except for criterion 2)

Places in each criterion will be allocated to those who have the strongest geographical claim measured in a straight line from the Ordnance Survey address point of the child's permanent home address (including flats); to the Ordnance Survey address point of the school, using the Local Authority's computerised measuring system; with those living closer to the school receiving the higher priority. In the event that two or more children have the same distance measurement, a process of random allocation will be followed by the Governing Body and overseen by an independent observer.

Application under criterion 2

We follow the Local Authority definition of a sibling as "a brother or sister, half brother or sister, adopted brother or sister, step brother or sister or the child of the parent/carer's partner as well as children brought together by a same sex civil partnership. In every case, the child must be living in the same family unit at the same address."

Applications under criteria 3 and 5

The Electoral Roll of the ecclesiastical parish of Prestbury should not be confused with the parliamentary electoral register for the civil parish. To qualify for inclusion on the Electoral Roll of the parish the following criteria must be met:

Be aged 16 years or over.

Be baptised.

Be a lay member of the Church of England.

Be either resident in the ecclesiastical parish, or for the previous six months have habitually attended public worship in the parish.

Further information and an application form are available from the Prestbury parish website www.prestbury.net/electoral_roll.htm

A member of Prestbury United Reformed Church will have been formally received into church membership by the decision of a Church Meeting and their name recorded on the church Membership Roll.

Applications must be supported by a letter either from one of the Prestbury parish clergy written in consultation with the church wardens, or from the Prestbury URC minister written in consultation with the church elders, confirming the parent's Christian commitment and regular attendance at St. Mary's, St Nicolas' churches, or Prestbury URC. The letter should also make reference to the parent's commitment to the life of St. Mary's, St. Nicolas', or Prestbury URC beyond attending church services. If a family has moved into the parish during the last two years, and wish to apply under these criteria, they must also provide a supporting letter from their previous parish priest or minister confirming that they have met the requirements for admission under these criteria.

Supplementary Form Required:

See criteria

Date to be Returned:

15th January 2021

Where to be Returned:

St Mary's C of E Infant School

St Mary's C of E Junior School (Prestbury)

Telephone: 01242 244387

Headteacher: Mr Matthew Fletcher

Email: admin@st-marys-prestbury-jun.gloucs.sch.uk

Website : www.prestburystmarys.co.uk

Address: Bouncers Lane, Prestbury, Cheltenham GL52 5JB

Category of School:

Junior School

Status of School:

Voluntary Aided

Age Range

7-11

Published Admission Number:	90
No. of pupils on roll Jan 2020:	240
Total No. of Preferences for Sept. 2020:	64
No. of 1st Preferences for September, 2020:	61

Admission Policy for September, 2021

1. Looked after children or previously looked after children.
2. Children already attending St Mary's C of E Infant School. (*See Additional Notes*)
3. Children with a brother or sister who will still be attending St. Mary's C of E Infant or Prestbury St Mary's Junior Schools at the time of admission. (The other child must be continuing to attend either school when the sibling is admitted.) (*See Additional Notes*)
4. Children of parents who live in the priority area of the ecclesiastical parish of Prestbury of whom at least one parent is on the Electoral Roll of the parish of Prestbury which comprises St. Mary's and St. Nicolas' churches or is a member of Prestbury United Reformed Church and has attended an act of worship at any of these churches at least once a month during 2 years prior to the Local Authority closing date for applications. In the event that during the period specified for attendance at worship the church has been closed for public worship and has not provided alternative premises for that worship, the requirements of these admissions arrangements in relation to attendance will only apply to the period when the church or alternative premises have been available for public worship. (*See Additional Notes*)
5. Children of parents who live in the priority area of the ecclesiastical parish of Prestbury. (*See Additional notes*)
6. Children of parents who live in the rest of the ecclesiastical parish of Prestbury of whom at least one parent is on the Electoral Roll of the parish of Prestbury which comprises St. Mary's and St. Nicolas' churches or is a member of Prestbury United Reformed Church and has attended an act of worship at any of these churches at least once a month during 2 years prior to the Local Authority closing date for applications. In the event that during the period specified for attendance at worship the church has been closed for public worship and has not provided alternative premises for that worship, the requirements of these admissions arrangements in relation to attendance will only apply to the period when the church or alternative premises have been available for public worship. (*See Additional Notes*)
7. Children who live in the rest of the ecclesiastical parish of Prestbury . (*See Additional notes*)
8. Children who live outside the ecclesiastical parish of Prestbury. (*See Additional notes*)

Additional Notes

The Ecclesiastical Parish of Prestbury

A map of the ecclesiastical parish of Prestbury is available from the school office and on the school website www.prestburystmarysfederation.co.uk/ Addresses can also be checked by entering the postcode on the website 'A Church Near You' - www.achurchnearyou.com/

Priority Area within the Parish

- a) addresses on Bouncers Lane and areas to the east of that road
- b) addresses on The Burgage, Bowbridge Lane, Spring Lane and areas to the east of those roads
- c) addresses on Tatchley Lane, Chiltern Road, Glebe Road and Newland Court.
- d) Numbers 313 to 333 and 314A/314 to 344A/344 Prestbury Road (being that part of Prestbury Road lying between the junction of Priors Rd and and Bouncers Lane to the south, and the junction of Laurel Drive and Tatchley Lane to the north).

A map of this area and a list of the included roads are available in the school office and on the school website.

Oversubscription (Criteria 2 and 3)

In the event of oversubscription in these criteria places will be allocated to children in the following order:

- a) Those who live in the priority area of the parish.

- b) Those who live in the non-priority area of the parish.
- c) Those who live outside the parish.

The places will be allocated within each category to those with the strongest geographical claim, measured in a straight line from the Ordnance Survey address point of the child's permanent home address (including flats), to the Ordnance Survey address point of the school, using the Local Authority's computerised measuring system: with those living closer to the school receiving the higher priority. In the event that two or more children have the same distance measurement, a process of random allocation will be followed by the Governing Body and overseen by an independent observer.

Oversubscription (except for Criteria 2 and 3)

Places in each criterion will be allocated to those who have the strongest geographical claim measured in a straight line from the Ordnance Survey address point of the child's permanent home address (including flats); to the Ordnance Survey address point of the school, using the Local Authority's computerised measuring system; with those living closer to the school receiving the higher priority. In the event that two or more children have the same distance measurement, a process of random allocation will be followed by the Governing Body and overseen by an independent observer.

Application under criterion 3

We follow the Local Authority definition of a sibling as "a brother or sister, half brother or sister, adopted brother or sister, step brother or sister or the child of the parent/carer's partner as well as children brought together by a same sex civil partnership. In every case, the child must be living in the same family unit at the same address."

Applications under criteria 4 and 6

The Electoral Roll of the ecclesiastical parish of Prestbury should not be confused with the parliamentary electoral register for the civil parish. To qualify for inclusion on the Electoral Roll of the parish the following criteria must be met:

Be aged 16 years or over.

Be baptised.

Be a lay member of the Church of England.

Be either resident in the ecclesiastical parish, or for the previous six months have habitually attended public worship in the parish.

Further information and an application form are available from the Prestbury parish website www.prestbury.net/electoral_roll.htm

A member of Prestbury United Reformed Church will have been formally received into church membership by the decision of a Church Meeting and their name recorded on the church Membership Roll.

Applications must be supported by a letter either from one of the Prestbury parish clergy written in consultation with the church wardens, or from the Prestbury URC minister written in consultation with the church elders, confirming the parent's Christian commitment and regular attendance at St. Mary's, St Nicolas' churches, or Prestbury URC. The letter should also make reference to the parent's commitment to the life of St. Mary's, St. Nicolas', or Prestbury URC beyond attending church services. If a family has moved into the parish during the last two years, and wish to apply under these criteria, they must also provide a supporting letter from their previous parish priest or minister confirming that they have met the requirements for admission under these criteria.

The supporting letter from the parish clergy or URC minister must be received by the school by the closing date for admissions.

Supplementary Form Required:

See above criteria

Date to be Returned:
Where to be Returned:

15th January 2021
School Office

St Mary's C of E Primary School, Tetbury

Telephone: 01666 502275

Headteacher: Mrs Jo Woolley

Email: admin@st-marys-tetbury.gloucs.sch.uk

Website : www.stmarystetbury.com

Address: St Mary's Road, Tetbury, Gloucestershire, GL8 8BW

Category of School:

Primary School

Status of School:

Voluntary Aided

Age Range

4-11

Published Admission Number:

60

No. of pupils on roll Jan 2020:

352

Total No. of Preferences for Sept. 2020:

56

No. of 1st Preferences for September, 2020:

45

Admission Policy for September, 2021

1. Looked after children or previously looked after children.
2. Children for whom only one particular school is appropriate due to an exceptional medical condition. Applications under this criterion will only be considered if they are supported by a written statement from the child's doctor. This must demonstrate that there is a very specific connection between the medical need and the facilities or resources of the school concerned.
3. Children who have a sibling attending the school and who will continue to do so when the younger child is admitted. As a school we have adopted the definition of sibling as per the LA definition which reads "a brother or sister, half-brother or sister, adopted brother or sister, step brother or sister, or the child of the parent's/carer's partner, and in every case, the child must be living in the same family unit at the same address.
4. Christian families who live within 1.25 miles of the school.
5. Families who live within 1.25 miles of the school.
6. Christian families who live within the Benefice of Tetbury, Beverston, Long Newton and Shipton Moyne (but more than 1.25 miles from the school).
7. Families who live within the Benefice of Tetbury, Beverston, Long Newton and Shipton Moyne (but more than 1.25 miles from the school).
8. Christian families who live outside the Benefice of Tetbury, Beverston, Long Newton and Shipton Moyne.
9. Families who live outside the Benefice of Tetbury, Beverston, Long Newton and Shipton Moyne.

Distance from the school will be measured in a straight line from the ordnance survey point of the child's home address (including flats) to the ordnance survey point of the school, using the Local Authority's computerised measuring system.

In the event that the school is oversubscribed within one of the criteria above those living closer to the school will receive higher priority.

Supplementary Form Required:

Yes if applying as a Christian family.

Available From:

Contact the school

Date to be Returned:

15th January 2021

Where to be Returned:

The School (admin@st-marys-tetbury.gloucs.sch.uk)

St Mary's Catholic Primary Academy

Telephone: 01452 714053

Headteacher: Mr Liam Jordan

Email: head@st-marys-churchdown.gloucs.sch.uk

Website: www.st-marys-churchdown.gloucs.sch.uk/

Address: Cheltenham Road East, Churchdown, Gloucester. GL3 1HU

Category of School:	Primary
Status of School:	Academy
Age Range	4-11
Published Admission Number:	30
No. of pupils on roll Jan 2020:	217
Total No. of Preferences for Sept. 2020:	86
No. of 1st Preferences for September, 2020:	42

Admission Policy for September, 2021

1. Catholic looked after and previously looked after children.
2. Catholic children who are resident in the school's designated parishes of Our Lady of Perpetual Succour Church, Churchdown and St. Patrick's, Church, Brockworth.
3. Other Catholic children.
4. Other looked after and previously looked after children.
5. Children who are a Catechumen (a child who is receiving instruction in preparation for Christian baptism or confirmation).
6. Any other children.

Within each of the categories listed above, priority will be given to children who will have a brother or sister at the school at the time of enrolment.

Brother or sister' includes:

- (i) all natural brothers or sisters, half brothers or sisters, adopted brothers or sisters, stepbrothers or sisters, foster brothers or sisters, living at the same address; and
- (ii) the child of a parent's partner where that child lives for at least part of the week in the same family unit at the same home address as the child who is the subject of the application.

Tie Break

Where children have identical ranking, priority within each category will then be determined by random allocation (see below).

Random Allocation

Random Allocation is the drawing of lots, supervised by a person independent of the school. Each child will be allocated a number. All the numbers will be placed into a hat or other suitable container and will be drawn out and ranked in the order that they were drawn. For children of a multiple birth, only the allocated number of one of the children will be entered in the draw. Where this number is drawn, the other child or children will be deemed to have also been drawn. Lots will then also be drawn for these children to decide their individual ranking. This process will also be applied to brothers or sisters who are not from a multiple birth but are applying for a place in the same year group.

Catechumen' means a member of the catechumenate of a Catholic Church. This will normally be evidenced by a certificate of reception into the order of catechumens

Supporting Evidence

For categories 1, 2, 3 and 5 supporting evidence must be provided. If you do not provide the supporting documentation e.g. a certificate of baptism, or of reception into the Church, or of reception into the order of catechumens, your child can not be placed within any of those categories and this may affect your child's chance of being offered a place. To be considered in the first round of allocations, it should be submitted to the school by 15 January 2021.

St Matthew's C of E Primary School

Telephone: 01453 764705

Exec Headteacher: Mr Richard Lucas

Email: head@st-matthews.gloucs.sch.uk

Website: www.st-matthews.gloucs.sch.uk

Address: Church Road, Cainscross, Stroud, Glos. GL5 4JE

Category of School:	Primary
Status of School:	Academy
Age Range	4-11
Published Admission Number:	30
No. of pupils on roll Jan 2020:	194
Total No. of Preferences for Sept. 2020:	45
No. of 1st Preferences for September, 2020:	24

Admission Policy for September, 2021

1. Looked after children or previously looked after children.
2. Children who have a sibling attending the school and who will continue to do so when the younger child is admitted. A sibling is a brother or sister, half brother or sister, adopted brother or sister, step brother or sister, or the child of the parent/carer's partner, and in every case, the child must be living at the same family unit at the same address.
3. Children of families who live in the ecclesiastical parishes (a map of which is held within school if required) of Cainscross whose parents have active connections* with St Matthew's Church, Cainscross.
4. Children of families who live in the ecclesiastical parish of Cainscross whose parents have active connections* with other local churches.
5. Children of families who live within the ecclesiastical parish of Cainscross with the strongest geographical claim, measured in a straight line using Ordnance Survey Points of the child's home address (including flats) and the school, with those living closer to the school receiving higher priority.
6. Children of families living outside the ecclesiastical parish of Cainscross whose parents have active connections* with the Anglican Church.
7. Children of families living outside the ecclesiastical parish of Cainscross whose parents have active connections* with another church.

*Active connections means being on the electoral or membership roll of the church or being a regular communicant of the church e.g. attended the principal act of worship on a Sunday at least once a month on average during the two years prior to consideration of the application.

If over-subscription occurs with any of the above criteria the remaining places will be offered to children with the strongest geographical claim, measured in a straight line from the child's home address (including flats) to the school, using Ordnance Survey Points, with those living closer to the school receiving higher priority.

In the event of a tie involving two or more children when applying the strongest geographical claim based on straight-line distance where there are not enough places available to offer all children a place at the school, a process of random allocation will be followed by the Governing Body.

Supplementary Form Required:	See criteria above
Date to be Returned:	15 th January 2021
Where to be Returned:	School Office

St Paul's C of E Primary School

Telephone: 01452 521872

Headteacher: Mrs Steph Matthews

Email: admin@st-pauls.gloucs.sch.uk

Website: www.st-pauls.gloucs.sch.uk
Address: New Street, Gloucester. GL1 5BD

Category of School:	Primary
Status of School:	Voluntary Controlled
Age Range	4-11
Published Admission Number:	30
No. of pupils on roll Jan 2020:	210
Total No. of Preferences for Sept. 2020:	51
No. of 1st Preferences for September, 2020:	21

Admission Policy for September, 2021

1. Looked after children or previously looked after children.
2. Siblings.
3. Home to school distance (measured in a straight line).

Supplementary Form Required: No

St Peter's Catholic Primary School

Telephone: 01452 524792
Email: admin@st-peters-pri.gloucs.sch.uk
Website : www.st-peters-pri.gloucs.sch.uk
Address: Horton Road, Gloucester, GL1 3PY

Headteacher: Mrs Carol Baron

Category of School:	Primary School
Status of School:	Voluntary Aided
Age Range	4-11
Published Admission Number:	60
No. of pupils on roll Jan 2020:	417
Total No. of Preferences for Sept. 2020:	127
No. of 1st Preferences for September, 2020:	68

Admission Policy for September, 2021

1. Catholic looked after and previously looked after children.
2. Catholic children who are resident in the school's designated parishes of the following churches: St. Peter, Gloucester; St. Augustine, Matson; English Martyrs, Tuffley; Our Lady of Lourdes, Newent; St Margaret Mary, Coleford and Our Lady of Victories and St Joseph, Cinderford.
3. Other Catholic children.
4. Other looked after and previously looked after children.
5. Children who are a Catechumen.
6. Any other children.

Within each of the categories listed below, priority will be given to children who will have a brother or sister at the school at the time of enrolment.

'Brother or sister' includes:

- (i) all natural brothers or sisters, half brothers or sisters, adopted brothers or sisters, stepbrothers or sisters, foster brothers or sisters, living at the same address: and
- (ii) the child of a parent's partner where that child lives for at least part of the week in the same family unit at the same home address as the child who is the subject of the application.

Tie Break

Where children have identical ranking, priority within each category will then be determined by random allocation (see below).

Random Allocation

Random Allocation is the drawing of lots, supervised by a person independent of the school. Each child will be allocated a number. All the numbers will be placed into a hat or other suitable container and will be drawn out and ranked in the order that they were drawn.

For children of a multiple birth, only the allocated number of one of the children will be entered in the draw. Where this number is drawn, the other child or children will be deemed to have also been drawn. Lots will then also be drawn for these children to decide their individual ranking. This process will also be applied to brothers and sisters who are not from a multiple birth but are applying for a place in the same year group.

Supporting Evidence

For categories 1, 2, 3 and 5 supporting evidence must be provided. If you do not provide the supporting documentation e.g. a certificate of baptism, or of reception in the Church, or of reception into the order of catechumens, (as detailed in notes 3 and 4 below), your child can not be placed within any of the categories and this may affect your child's chance of being offered a place. To be considered in the first round of allocations, it should be submitted to the school by 15th January 2021.

St Thomas More Catholic Primary School

Telephone: 01242 513339

Headteacher: Mrs N Tippen

Email: admin@st-thomasmore.gloucs.sch.uk

Website: www.st-thomasmore.gloucs.sch.uk

Address: Lewis Road, Hesters Way, Cheltenham, Glos. GL51 0HZ

Category of School:

Primary

Status of School:

Voluntary Aided

Age Range

4-11

Published Admission Number:

30

No. of pupils on roll Jan 2020:

204

Total No. of Preferences for Sept. 2020:

59

No. of 1st Preferences for September, 2020:

31

Admission Policy for September, 2021

1. Catholic looked after and previously looked after children.
2. Catholic children who are resident in the school's designated parishes St. Thomas More's Church, Cheltenham and St. Joseph's Church, Tewkesbury.
3. Other Catholic children.
4. Other looked after and previously looked after children.
5. Children who are a Catechumen.
6. Any other children.

Within each of the categories listed below, priority will be given to children who will have a brother or sister at the school at the time of enrolment. (see note 6).

*Brother or sister' includes:

- (i) all natural brothers or sisters, half brothers or sisters, adopted brothers or sisters, stepbrothers or sisters, foster brothers or sisters, living at the same address; and
- (ii) the child of a parent's partner where that child lives for at least part of the week in the same family unit at the same home address as the child who is the subject of the application.

Tie Break

Where children have identical ranking, priority within each categories 1,2,3 and 5 will be determined by random allocation (see below).

Priority within categories 4 and 6 will be given to those living closest to the school as measured by a direct line between the Ordnance Survey address point of the child's home to the Ordnance Survey address point of the school using Gloucestershire Local Authority's computerised system.

Where distances are equal, priority will be determined by random allocation (see below)

Random Allocation

Random Allocation is the drawing of lots, supervised by a person independent of the school.

Each child will be allocated a number. All the numbers will be placed into a hat or other suitable container and will be drawn out and ranked in the order that they were drawn.

For children of a multiple birth, only the allocated number of one of the children will be entered in the draw. Where this number is drawn, the other child or children will be deemed to have also been drawn. Lots will then also be drawn for these children to decide their individual ranking. This process will also be applied to brothers or sisters who are not from a multiple birth but are applying for a place in the same year group.

Supporting Evidence

For categories 1, 2, 3 and 5 supporting evidence must be provided. If you do not provide the supporting documentation e.g. a certificate of baptism, or of reception into the Church, or of reception into the order of catechumens, (as detailed in notes 3 and 4 below), your child cannot be placed within any of those categories and this may affect your child's chance of being offered a place. To be considered in the first round of allocations, it should be submitted to the school by 15th January 2021.

St White's Primary School

Telephone: 01594 822311

Headteacher: Mrs Clare Tilling

Email: admin@st-whites.gloucs.sch.uk

Website: www.st-whites.gloucs.sch.uk

Address: Sneyd Wood Road, Cinderford, Glos. GL14 3GD

Category of School:	Primary
Status of School:	Community
Age Range	4-11
Published Admission Number:	45
No. of pupils on roll Jan 2020:	291
Total No. of Preferences for Sept. 2020:	52
No. of 1st Preferences for September, 2020:	36

Admission Policy for September, 2021

1. Looked after children or previously looked after children.
2. Siblings.
3. Home to school distance (measured in a straight line).

Supplementary Form Required: No

Staunton & Corse C of E Primary School

Telephone: 01452 840240

Headteacher: Mr Tibbles

Email: admin@stauntoncorse.gloucs.sch.uk

Website: www.stauntoncorseacademy.co.uk

Address: Gloucester Road, Staunton, Corse, Glos. GL19 3RA

Category of School:	Primary
----------------------------	---------

Status of School:	Academy
Age Range	4-11
Published Admission Number:	15
No. of pupils on roll Jan 2020:	109
Total No. of Preferences for Sept. 2020:	33
No. of 1st Preferences for September, 2020:	15

Admission Policy for September, 2021

1. Looked after children or previously looked after children
2. Children, who live in the ecclesiastical parishes of Staunton and Corse, wanting to join siblings* already attending the School and whose siblings will continue to be in attendance when the younger child is admitted. A map showing the boundaries of the ecclesiastical parishes is available for inspection at the School if necessary.
3. Children living in the ecclesiastical parishes of Staunton and Corse.
4. Children for whom only one particular school is appropriate due to an exceptional medical condition. Applications under this criterion will only be considered if they are supported by a written statement from the child's doctor. This must demonstrate that there is a very specific connection between the medical need and the facilities or resources of this school.
5. Children, who live outside the ecclesiastical parishes of Staunton and Corse, wanting to join siblings* already attending the School and whose siblings will continue to be in attendance when the younger child is admitted.
6. Any other children.

If the number of places available is exceeded in any category by children wishing to attend the school, then available places in that category will be allocated by the Governors to children with the strongest geographical claim, measured in a straight line from the ordnance survey address point of the child's home address (including flats) to the ordnance survey address point of the school, using the Local Authority's computerised measuring system, with those living closer to the school receiving higher priority.

*Sibling refers to brother or sister, half brother or sister, adopted brother or sister, step brother or sister, or the child of the parent/carer's partner as well as children who are brought together as a family by a same sex civil partnership. In every case, the child must be living in the same family unit at the same address, at the time of application

Supplementary Form Required: See criteria 4

Steam Mills Primary School

Telephone: 01594 822567 **Headteacher:** Mel Davis
Email: admin@steammills.gloucs.sch.uk
Website: www.steammillsprimary.co.uk
Address: Steam Mills, Cinderford, Glos. GL14 3JD

Category of School:	Primary
Status of School:	Community
Age Range	4-11
Published Admission Number:	17
No. of pupils on roll Jan 2020:	119
Total No. of Preferences for Sept. 2020:	60
No. of 1st Preferences for September, 2020:	27

Admission Policy for September, 2021

1. Looked after children or previously looked after children.
2. Siblings.
3. Home to school distance (measured in a straight line).

Supplementary Form Required: No

Stone with Woodford C of E Primary School

Telephone: 01454 260309

Headteacher: Mrs Kim McCalmont

Email: admin@stone-with-woodford.gloucs.sch.uk

Website: www.stone-with-woodford.gloucs.sch.uk

Address: Stone, Berkeley, Glos. GL13 9JX

Category of School:	Primary
Status of School:	Academy
Age Range	4-11
Published Admission Number:	15
No. of pupils on roll Jan 2020:	99
Total No. of Preferences for Sept. 2020:	19
No. of 1st Preferences for September, 2020:	7

Admission Policy for September, 2021

1. Looked after children or previously looked after children.
2. Children who will have siblings attending the school at the time the applicant child is admitted. Sibling refers to a brother or sister, half brother or sister, adopted brother or sister, step brother or sister, or the child of the parent/carer's partner as well as children brought together by a same sex civil partnership. In every case, the child must be living in the same family unit at the same address.
3. Children who have teaching staff working at our school.
4. Children with the strongest geographical claim, measured, using Ordnance Survey points, in a straight line from the central point of the child's home address (including flats) to the point of the school, using the Local Authority's computerised measuring system, with those living closer to the school receiving the higher priority.

Where any particular category at points 1-3 above is oversubscribed, criterion 4 (strongest geographical claim based on straight line distance) will be used to determine which child is offered a place.

In the event of a tie between two or more children when applying criterion 4 (strongest geographical claim based on straight line distance) where there are not enough places available to offer all children a place at the school, a process of random allocation will be followed by the school.

Supplementary Form Required: No

Stonehouse Park Infant School

Telephone: 01453 823052

Headteacher: Mrs Rachel Edwards

Email: admin@park-inf.gloucs.sch.uk

Website: www.stonehouseparkinfantschool.co.uk

Address: Elm Road, Stonehouse, Glos, GL10 2NP

Category of School:	Infant
Status of School:	Community
Age Range	4-7
Published Admission Number:	60
No. of pupils on roll Jan 2020:	143
Total No. of Preferences for Sept. 2020:	58
No. of 1st Preferences for September, 2020:	45

Admission Policy for September, 2021

1. Looked after children or previously looked after children
2. Siblings.
3. Home to school distance (measured in a straight line).

Supplementary Form Required: No

Stow-on-the-Wold Primary School

Telephone: 01451 830784

Headteacher: Mrs Rebecca Scutt

Email: admin@stow-on-the-wold.gloucs.sch.uk

Website: www.stowprimaryschool.co.uk

Address: St Edward's Drive, Stow-on-the-Wold, Glos. GL54 1AW

Category of School:	Primary
Status of School:	Community
Age Range	4-11
Published Admission Number:	20
No. of pupils on roll Jan 2020:	121
Total No. of Preferences for Sept. 2020:	31
No. of 1st Preferences for September, 2020:	13

Admission Policy for September, 2021

1. Looked after children or previously looked after children.
2. Siblings.
3. Home to school distance (measured in a straight line).

Supplementary Form Required: No

Stratton C of E Primary School

Telephone: 01285 653431

Headteacher: Mrs C Towler

Email: admin@stratton.gloucs.sch.uk

Website: www.stratton.gloucs.sch.uk

Address: Thessaly Road, Cirencester, Glos. GL7 2NG

Category of School:	Primary
Status of School:	Voluntary Controlled
Age Range	4-11
Published Admission Number:	30
No. of pupils on roll Jan 2020:	209
Total No. of Preferences for Sept. 2020:	58
No. of 1st Preferences for September, 2020:	28

Admission Policy for September, 2021

1. Looked after children or previously looked after children.
2. Siblings.
3. Home to school distance (measured in a straight line).

Supplementary Form Required: No

Stroud Valley Community Primary School

Telephone: 01453 764400
Email: admin@stroudvalley.gloucs.sch.uk
Website: www.stroudvalleyschool.co.uk
Address: Castle Street, Stroud, Glos. GL5 2HP

Headteacher: Miss Sleep

Category of School:	Primary
Status of School:	Community
Age Range	4-11
Published Admission Number:	37
No. of pupils on roll Jan 2020:	252
Total No. of Preferences for Sept. 2020:	61
No. of 1st Preferences for September, 2020:	38

Admission Policy for September, 2021

1. Looked after children or previously looked after children.
2. Siblings.
3. Home to school distance (measured in a straight line).

Supplementary Form Required: No

Swell C of E Primary School Federated with Longborough C of E Primary

Telephone: 01451 830707
Email: admin@swellcofe.gloucs.sch.uk
Website: www.northcotswoldschools.co.uk
Address: Lower Swell, Cheltenham, Glos. GL54 1LH

Headteacher: Alexandra Symondson

Category of School:	Primary
Status of School:	Voluntary Controlled
Age Range	4-11
Published Admission Number:	8
No. of pupils on roll Jan 2020:	33
Total No. of Preferences for Sept. 2020:	9
No. of 1st Preferences for September, 2020:	<5

Admission Policy for September, 2021

1. Looked after children or previously looked after children.
2. Siblings.
3. Home to school distance (measured in a straight line).

Supplementary Form Required: No

Swindon Village Primary School

Telephone: 01242 690016
Email: admin@swindonvillage.gloucs.sch.uk
Website: www.swindonvillage.co.uk
Address: Church Road, Swindon Village, Cheltenham, Glos. GL51 9QP

Headteacher: Mr Geraint Mills

Category of School:	Primary
Status of School:	Foundation
Age Range	4-11
Published Admission Number:	60

No. of pupils on roll Jan 2020:	423
Total No. of Preferences for Sept. 2020:	170
No. of 1st Preferences for September, 2020:	79

Admission Policy for September, 2021

1. Looked after children or previously looked after children.
2. Children who have a sibling attending the school and who will continue to do so when the younger child is admitted. For this purpose, sibling refers to brother or sister, half-brother or sister, adopted brother or sister, step brother or sister, or the child of the parent/carer's partner as well as children who are brought together as a family by a same sex civil partnership. In every case, the child must be living in the same family unit at the same address, at the time of the application.
3. Children with the strongest geographical claim, measured in a straight line from the ordnance survey address point of the child's home address (including flats) to the ordnance survey address point of the school, using the Local Authority's computerised measuring system, with those living closer to the school receiving the higher priority.

Where oversubscription is still the case, having applied criteria 1-2, then criterion 3 (strongest geographical claim based on straight line distance) will be used to determine which child is offered a place. In the event of a tie between two or more children when applying criterion 3 (strongest geographical claim based on straight line distance) where there are not enough places available to offer all children a place at the school, a process of random allocation (i.e. drawing of lots) will be followed by the Governing Body. Where twins or multiple births are part of the process, they will be considered as one applicant.

Supplementary Form Required: No

Temple Guiting C of E Primary School

Telephone: 01451 850304 **Headteacher:** Mrs Ann Barry
Email: admin@templeguiting.gloucs.sch.uk
Website: www.templeguiting.gloucs.sch.uk
Address: Temple Guiting, Cheltenham, Glos. GL54 5RW

Category of School:	Primary
Status of School:	Voluntary Controlled
Age Range	4-11
Published Admission Number:	15
No. of pupils on roll Jan 2020:	94
Total No. of Preferences for Sept. 2020:	21
No. of 1st Preferences for September, 2020:	8

Admission Policy for September, 2021

1. Looked after children or previously looked after children.
2. Siblings.
3. Home to school distance (measured in a straight line).

Supplementary Form Required: No

Tewkesbury C of E Primary School

Telephone: 01684 292309 **Headteacher:** Mr Tim Blakey
Email: admin@tewkesbury-pri.gloucs.sch.uk
Website: www.tewkesbury-primary.co.uk
Address: Chance Street, Tewkesbury, Glos. GL20 5RQ

Category of School:	Primary
Status of School:	Voluntary Controlled
Age Range	4-11
Published Admission Number:	60
No. of pupils on roll Jan 2020:	331
Total No. of Preferences for Sept. 2020:	70
No. of 1st Preferences for September, 2020:	23

Admission Policy for September, 2021

1. Looked after children or previously looked after children.
2. Siblings.
3. Home to school distance (measured in a straight line).

Supplementary Form Required: No

Thrupp Primary School

Telephone: 01453 883586
Email: admin@thrupp.gloucs.sch.uk
Website: www.thruppschool.co.uk
Address: Thrupp Lane, Stroud, Glos GL5 2EN

Headteachers: Mrs. D. Mylechreest

Category of School:	Primary
Status of School:	Community
Age Range	4-11
Published Admission Number:	20
No. of pupils on roll Jan 2020:	136
Total No. of Preferences for Sept. 2020:	47
No. of 1st Preferences for September, 2020:	17

Admission Policy for September, 2021

1. Looked after children or previously looked after children.
2. Siblings.
3. Home to school distance (measured in a straight line).

Supplementary Form Required: No

Tibberton Community Primary School

Telephone: 01452 790469
Email: admin@tibberton.gloucs.sch.uk
Website: www.tibberton.org
Address: Orchard Rise, Tibberton, Glos. GL19 3AQ

Headteacher: Mrs Amanda Horniman

Category of School:	Primary
Status of School:	Community
Age Range	4-11
Published Admission Number:	15
No. of pupils on roll Jan 2020:	117
Total No. of Preferences for Sept. 2020:	49
No. of 1st Preferences for September, 2020:	19

Admission Policy for September, 2021

1. Looked after children or previously looked after children.
2. Siblings.
3. Home to school distance (measured in a straight line).

Supplementary Form Required: No

Tirlebrook Primary School

Telephone: 01684 293549

Headteacher: Mr Simon Lockley

Email: admin@tirlebrook.gloucs.sch.uk

Website: www.tirlebrook.co.uk

Address: Brensham Road, Tewkesbury, Glos, GL20 8EW

Category of School:

Primary

Status of School:

Foundation/query Ac 08/2020

Age Range

4-11

Published Admission Number:

30

No. of pupils on roll Jan 2020:

208

Total No. of Preferences for Sept. 2020:

73

No. of 1st Preferences for September, 2020:

29

Admission Policy for September, 2021

1. Looked after children or previously looked after children.
2. A child's links with the school through siblings who are on roll at time of admission. (Definition of a sibling in this instance is:- a brother or sister, half brother or sister, adopted brother or sister, step brother or sister, or the child of the parent/carer's partner; and in every case, the child must be living in the same family unit at the same address).
3. Children of staff in either or both of the following circumstances:
 - a. Where a member of staff has been employed at the school for two or more years at the time at which the application for admission to school is made, and/ or
 - b. The member of staff is recruited to fill a vacant post for which there is a demonstrable skill shortage.
4. Children with the strongest geographical claim, measured in a straight line from the ordnance survey address point of the child's home address.

Where any particular category at points 1-2 above is oversubscribed, criterion 4) (strongest geographical claim based on straight line distance) will be used to determine which child is offered a place.

In the event of a tie, involving two or more children when applying criterion 4) (the strongest geographical claim based on straight-line distance), where there are not enough places available to offer all children a place at the school, a process of random allocation will be followed by the Local Authority. This will be overseen by an independent person.

Supplementary Form Required: No

Tredington Community Primary School

Telephone: 01684 293617

Headteacher: Catherine Pollard

Email: admin@tredington.gloucs.sch.uk

Website: www.tredington.gloucs.sch.uk

Address: Tredington, Nr Tewkesbury, Glos, GL20 7BU

Category of School:

Primary

Status of School:	Academy (wef 01/09/2020)
Age Range	4-11
Published Admission Number:	18
No. of pupils on roll Jan 2020:	97
Total No. of Preferences for Sept. 2020:	25
No. of 1st Preferences for September, 2020:	9

Admission Policy for September, 2021

1. Looked after children or previously looked after children.
2. Siblings.
3. Home to school distance (measured in a straight line).

Supplementary Form Required: No

Tredworth Infant School

Telephone: 01452 520411 **Headteacher:** TBC
Email: admin@tredworth-inf.gloucs.sch.uk
Website: www.tredworthinfantschool.org.uk
Address: Victory Road, Gloucester GL1 4QF

Category of School:	Infant
Status of School:	Academy
Age Range	4-11
Published Admission Number:	80
No. of pupils on roll Jan 2020:	184
Total No. of Preferences for Sept. 2020:	97
No. of 1st Preferences for September, 2020:	63

Admission Policy for September, 2021

1. Looked after children or previously looked after children.
2. Children who have a sibling who will be attending Tredworth Infant and Nursery Academy or Tredworth Junior School at the time of reception admission (i.e. a brother or sister, half brother or sister, adopted brother or sister, step brother or sister, or the child of a parent/ carer's partner as well as children brought together as a family by a same sex civil partnership. In every case the child must be living in the same family unit at the same address.). Note: The older child must be continuing to attend either school when the younger child is admitted and in every case must be living in the same family unit at the same address.
3. Children with an authenticated medical reason for attending school. Note: Children for whom only this particular school is appropriate due to an exceptional medical condition. Applications will only be considered if supported by a written statement from the applicant's doctor which must demonstrate that there is a very specific connection between the medical need and the facilities or resources of the school. The final decision to accept a child under this category will be made by the Board of Trustees through consultation with relevant professionals where necessary.
4. Children with the strongest geographical claim in the year in which the child is to start school on the closing date for applications. Note: The distance will be measured in a straight line from the ordnance survey point of the child's home address (including flats) to the ordnance survey point of the school. Those living the closest will receive the highest priority.

In the event of a tie between two or more children, when applying criterion 4, the strongest geographical claim will be measured in a straight line from the ordnance survey point from the child's home address (including flats) to the ordnance survey address point of the school using the Local Authority's computerised measuring system with those living closer to the school receiving the higher priority.

Where there are not enough places available to offer all children a place at the school, a process of random allocation will be followed by the Board of Trustees.

Supplementary Form Required: See criteria 3

Tredworth Junior School

Telephone: 01452 524578

Headteacher: Mr Andrew Darby

Email: admin@tredworth-jun.gloucs.sch.uk

Website: www.tredworth-jun.gloucs.sch.uk

Address: Tredworth Road, Gloucester, GL1 3NN

Category of School:	Junior
Status of School:	Community
Age Range	7-11
Published Admission Number:	80
No. of pupils on roll Jan 2020:	311
Total No. of Preferences for Sept. 2020:	82
No. of 1st Preferences for September, 2020:	78

Admission Policy for September, 2021

1. Looked after children or previously looked after children.
2. Children attending the companion infant school.
3. Siblings attending the junior school.
4. Siblings attending the infant school
5. Home to school distances (measured in straight line).

Supplementary Form Required: No

Tuffley Primary School

Telephone: 01452 526442

Headteacher: Mr W Greenwood

Email: admin@tuffley.gloucs.sch.uk

Website: www.tuffleyprimary.co.uk

Address: Evenlode Road, Tuffley, Gloucester GL4 0JY

Category of School:	Primary
Status of School:	Community
Age Range	4-11
Published Admission Number:	30
No. of pupils on roll Jan 2020:	188
Total No. of Preferences for Sept. 2020:	41
No. of 1st Preferences for September, 2020:	19

Admission Policy for September, 2021

1. Looked after children or previously looked after children.
2. Siblings.
3. Home to school distance (measured in a straight line).

Supplementary Form Required: No

Tutshill C of E Primary School

Telephone: 01291 622593

Headteacher: Miss J Lane

Email: office@tutshillcofe.gloucs.sch.uk

Website: www.tutshillcofeschool.co.uk

Address: Coleford Road, Tutshill, Chepstow, Mon NP16 7BJ

Category of School:	Primary
Status of School:	Voluntary Controlled
Age Range	4-11
Published Admission Number:	30
No. of pupils on roll Jan 2020:	207
Total No. of Preferences for Sept. 2020:	67
No. of 1st Preferences for September, 2020:	38

Admission Policy for September, 2021

1. Looked after children or previously looked after children.
2. Siblings.
3. Home to school distance (measured in a straight line).

Supplementary Form Required: No

Twyning Primary School

Telephone: 01684 293577

Headteacher: Mrs Lucy Halling

Email: admin@twyning.gloucs.sch.uk

Website: www.twyningschool.co.uk

Address: Twyning Green, Twyning, Tewkesbury, Glos GL20 6DF

Category of School:	Primary
Status of School:	Community
Age Range	4-11
Published Admission Number:	15
No. of pupils on roll Jan 2020:	111
Total No. of Preferences for Sept. 2020:	35
No. of 1st Preferences for September, 2020:	18

Admission Policy for September, 2021

1. Looked after children or previously looked after children.
2. Siblings.
3. Home to school distance (measured in a straight line).

Supplementary Form Required: No

Uley C of E Primary School

Telephone: 01453 860350

Headteacher: Mrs Zoe Mandeville

Email: admin@uley.gloucs.sch.uk

Website: www.uleyprimary.co.uk

Address: Woodstock Terrace, Uley, Dursley, Gloucestershire, GL11 5SW

Category of School:	Primary
Status of School:	Voluntary Controlled
Age Range	4-11
Published Admission Number:	17

No. of pupils on roll Jan 2020: 102
Total No. of Preferences for Sept. 2020: 43
No. of 1st Preferences for September, 2020: 25

Admission Policy for September, 2021

1. Looked after children or previously looked after children.
2. Siblings.
3. Home to school distance (measured in a straight line).

Supplementary Form Required: No

Uplands Community Primary School

Telephone: 01453 762409 **Headteacher:** Mrs Wendy Collings (Acting)
Email: admin@uplands.gloucs.sch.uk
Website: www.uplandsprimarystroud.co.uk
Address: Thompson Road, Uplands, Stroud, Glos. GL5 1SR

Category of School: Primary
Status of School: Community
Age Range 4-11
Published Admission Number: 15
No. of pupils on roll Jan 2020: 111
Total No. of Preferences for Sept. 2020: 47
No. of 1st Preferences for September, 2020: 15

Admission Policy for September, 2021

1. Looked after children or previously looked after children.
2. Siblings.
3. Home to school distance (measured in a straight line).

Supplementary Form Required: No

Upton St Leonards C of E Primary School

Telephone: 01452 616109 **Headteacher:** Miss Sarah Daly
Email: admin@upton-st-leonards.gloucs.sch.uk
Website: www.upton-st-leonards.co.uk
Address: Bondend Road, Upton St Leonards, Gloucester GL4 8ED

Category of School: Primary
Status of School: Voluntary Controlled
Age Range 4-11
Published Admission Number: 60
No. of pupils on roll Jan 2020: 417
Total No. of Preferences for Sept. 2020: 172
No. of 1st Preferences for September, 2020: 57

Admission Policy for September, 2021

1. Looked after children or previously looked after children.
2. Siblings.
3. Home to school distance (measured in a straight line).

Supplementary Form Required: No

Walmore Hill Primary School

Telephone: 01452 750373

Headteacher: Mr Brett Stevenson

Email: admin@walmorehill.gloucs.sch.uk

Website: www.walmorehillschool.co.uk

Address: Walmore Hill, Minsterworth, Glos GL2 8LA

Category of School:	Primary
Status of School:	Community
Age Range	4-11
Published Admission Number:	10
No. of pupils on roll Jan 2020:	53
Total No. of Preferences for Sept. 2020:	7
No. of 1st Preferences for September, 2020:	<5

Admission Policy for September, 2021

1. Looked after children or previously looked after children.
2. Siblings.
3. Home to school distance (measured in a straight line).

Supplementary Form Required: No

Warden Hill Primary School

Telephone: 01242 523827

Headteacher: Mrs G Flooks

Email: admin@wardenhill.gloucs.sch.uk

Website: www.wardenhill.gloucs.sch.uk

Address: Durham Close, Warden Hill, Cheltenham, Glos. GL51 3DF

Category of School:	Primary
Status of School:	Foundation
Age Range	4-11
Published Admission Number:	60
No. of pupils on roll Jan 2020:	446
Total No. of Preferences for Sept. 2020:	259
No. of 1st Preferences for September, 2020:	75

Admission Policy for September, 2021

1. Looked after children or previously looked after children.
2. Children who have a sibling attending Warden Hill Primary School and who will continue to do so when the younger child is admitted. A sibling refers to brother or sister, half brother or sister, adopted brother or sister, step brother or sister, or the child of the parent/carer's partner as well as children who are brought together as a family by a same sex civil partnership. In every case, the child must be living in the same family unit at the same address, at the time of application.
3. Children of full or part time salaried members of staff who have been employed at Warden Hill Primary School for two years or more at the time of the application for admission, or of a member of staff recruited more recently to fill a vacant post for which there is a demonstrable skill shortage.
4. Children for whom only one particular school is appropriate due to an exceptional medical condition. Applications under this criterion will only be considered if they are supported by a written statement from the child's doctor. This must demonstrate that there is a very specific connection between the medical need and the facilities or resources of the school concerned.
5. Children with the strongest geographical claim, measured in a straight line from the ordnance survey address point of the child's home address (including flats) to the ordnance survey

address point of the school, using the Local Authority's computerised measuring system, with those living closer to the school receiving the higher priority.

Tie-Break

Where any particular category at points 1-4 is oversubscribed, criterion 5 (strongest geographical claim based on straight line distance) will be used to determine which child will be offered a place.

In the event of a tie between two or more children when applying criterion 5 (strongest geographical claim based on straight line distance) where there are not enough places available to offer all children a place at the school, a process of random allocation will be followed by the Governing Body.

Supplementary Form Required: See criteria 4 above

Watermoor C of E Primary School

Telephone: 01285 653817

Headteacher: Mrs S Fox

Email: admin@watermoor.gloucs.sch.uk

Website: www.watermoorps.co.uk

Address: Kingshill Lane, Cirencester, Glos. GL7 1SY

Category of School:	Primary
Status of School:	Voluntary Controlled
Age Range	4-11
Published Admission Number:	30
No. of pupils on roll Jan 2020:	192
Total No. of Preferences for Sept. 2020:	74
No. of 1st Preferences for September, 2020:	30

Admission Policy for September, 2021

1. Looked after children or previously looked after children.
2. Siblings.
3. Home to school distance (measured in a straight line).

Supplementary Form Required: No

Waterwells Primary Academy

Telephone: 01452 881962

Headteacher: Claire Rawlings

Email: hos@waterwells.academy

Website: www.waterwellsprimaryacademy.org.uk

Address: Boulmer Avenue, Kingsway, Quedgeley, Gloucester GL2 2FX

Category of School:	Primary
Status of School:	Academy
Age Range	4-11
Published Admission Number:	60
No. of pupils on roll Jan 2020:	388
Total No. of Preferences for Sept. 2020:	116
No. of 1st Preferences for September, 2020:	62

Admission Policy for September, 2021

1. Looked after children or previously looked after children.

2. Children who have a sibling attending the school and who will continue to do so when the younger child is admitted. A sibling is a brother or sister, half-brother or sister, adopted brother or sister, step brother or sister, or the child of the parent's/carer's partner, and in every case, the child must be living in the same family unit at the same address.
3. Children for whom only this particular school is appropriate due to an exceptional medical condition. Applications under this criterion will only be considered if they are supported by a written statement from a doctor. This must demonstrate that there is a very specific connection between the medical need and this school.
4. Children with the strongest geographical claim, measured in a straight line from the ordnance survey point centre of the child's home address (including flats) to the central ordnance survey address point of the school, using the Local Authority's computerised measuring system, with those living closer to the school receiving the higher priority.

Where any particular category at points 1-3 above is oversubscribed, criterion 4 (strongest geographical claim based on straight line distance) will be used to determine which child is offered a place.

Tie Breaker

In the event of a tie breaker being needed, this will be the drawing of lots by an independent person in a supervised process.

Supplementary Form Required: See criteria 3 above

Westbury-on-Severn C of E Primary School

Telephone: 01452 760303

Headteacher: Mr David Crunkhurn

Email: admin@westbury-on-severncofe.gloucs.sch.uk

Website: www.westburyceschool.co.uk

Address: The Village, Westbury-on-Severn, Glos. GL14 1PA

Category of School:	Primary
Status of School:	Voluntary Aided
Age Range	4-11
Published Admission Number:	12
No. of pupils on roll Jan 2020:	79
Total No. of Preferences for Sept. 2020:	19
No. of 1st Preferences for September, 2020:	10

Admission Policy for September, 2021

1. Looked after children or previously looked after children.
2. Children who have a sibling attending the school and who will continue to do so when the younger child is admitted. We define siblings as a brother or sister, half-brother or half-sister, adopted brother or adopted sister, step-brother or step-sister, or the child of the parent's/carer's partner, and in every case, the child must be living in the same family unit at the same address.
3. Where the family lives in the ecclesiastical parishes of Westbury, Flaxley and Blaisdon. A map may be viewed at the school office.
4. Where the family though living outside the parishes has active connections with St. Mary, St. Peter & St. Paul Westbury-on-Severn, St. Michael & All Angels Blaisdon and St. Mary the Virgin Church Flaxley. Active connections require regular attendance at the principal act of worship on a Sunday in any of the parish churches of Westbury-on-Severn, Blaisdon or Flaxley at least once a month on average during the two years prior to consideration of this application. The application should be supported by a letter from the minister and should be addressed to the school admissions officer. However, where a family has moved into the area within the two years, consideration will still be given to the application, providing regular attendance at any of the above mentioned parish churches can be verified by a letter from the minister. In the event that during the period specified for attendance at worship the church,

has been closed for public worship and has not provided alternative premises for that worship, the requirements of these admissions arrangements in relation to attendance will only apply to the period when the church or alternative premises have been available for public worship.

5. Where specifically a Church of England School is sought by the parent(s) or guardian(s). The Common Application Form contains a box into which families can express their reasons for specifically seeking a Church of England School. These reasons will be considered as part of the admissions procedure.
6. Children with the strongest geographical claim, measured in a straight line from the ordnance survey address point of the child's home address (including flats) to the ordnance survey address point of the school, using the Local Authority's computerised measuring system, with those living closer to the school receiving the higher priority.

Any remaining places or if the number of places available is exceeded in any category, then available places in that category will be allocated by the Governors in the order of those with the strongest geographical claim measured in a direct line.

Where any particular category at points 1-5 is oversubscribed, criterion 6 (Children with the strongest geographical claim, measured in a straight line from the ordnance survey address point of the child's home address (including flats) to the ordnance survey address point of the school, using the Local Authority's computerised measuring system, with those living closer to the school receiving the higher priority) will be used to determine which child will be offered a place.

In the event of a tie between two or more children when applying criterion 6 where there are not enough places available to offer all children a place at the school, a process of random allocation will be followed by the Governing Body.

Supplementary Form Required:	Yes
Available From:	School Office
Date to be Returned:	
Where to be Returned:	School Office

Whiteshill Primary School

Telephone: 01453 762949
Email: admin@whiteshill.gloucs.sch.uk
Website: www.whiteshill.gloucs.sch.uk
Address: Main Road, Whiteshill, Stroud, Gloucestershire, GL6 6AT

Headteacher: Miss Heather Francis

Category of School:	Primary
Status of School:	Academy
Age Range	4-11
Published Admission Number:	15
No. of pupils on roll Jan 2020:	97
Total No. of Preferences for Sept. 2020:	34
No. of 1st Preferences for September, 2020:	15

Admission Policy for September, 2021

1. Looked after children or previously looked after children.
2. Children who will have siblings attending the school at the time the applicant child is admitted. (Sibling refers to brother or sister, half brother or sister, adopted brother or sister, step brother or sister, or the child of the parent/carer's partner). In every case, the child must be living in the same family unit at the same address.)
3. Children with the strongest geographical claim, measured in a straight line from the ordnance survey point of the child's home address (including flats) to a central point of the school, using the local authority's computerised measuring system, with those living close to the school receiving the higher priority

Where any particular category at points (1) – (2) above is oversubscribed, criterion (3) (strongest geographical claim based on straight line distance) will be used to determine which child is offered a place.

In the event of a tie between two or more children when applying criterion (3) (strongest geographical claim based on straight line distance) where there are not enough places available to offer all children a place at the school, a process of random allocation will be followed by the school as its own Admissions Authority. This will be in the form of a manual process which is overseen by an independent party. Where twins or children from multiple births are part of a random allocation process, they will be considered as one applicant.

Supplementary Application Form Required? No

Whitminster Endowed C of E Primary School

Telephone: 01452 740406
Email: admin@whitminstercofe.gloucs.sch.uk
Website: www.whitminstercofe.gloucs.sch.uk
Address: School Lane, Whitminster, Glos GL2 7PJ

Headteacher: Mrs Lisa Hinkley

Category of School:	Primary
Status of School:	Voluntary Controlled
Age Range	4-11
Published Admission Number:	15
No. of pupils on roll Jan 2020:	105
Total No. of Preferences for Sept. 2020:	40
No. of 1st Preferences for September, 2020:	13

Admission Policy for September, 2021

1. Looked after children or previously looked after children.
2. Siblings.
3. Home to school distance (measured in a straight line).

Supplementary Form Required: No

Widden Primary School

Telephone: 01452 520571
Email: admin@widden.gloucs.sch.uk
Website: www.widdenprimaryschool.net
Address: Sinope Street, Gloucester GL1 4AW

Headteacher: Mrs Elaine Le Gros
(wef 01/09/2020)

Category of School:	Primary
Status of School:	Voluntary Controlled
Age Range	4-11
Published Admission Number:	60
No. of pupils on roll Jan 2020:	408
Total No. of Preferences for Sept. 2020:	90
No. of 1st Preferences for September, 2020:	70

Admission Policy for September, 2021

1. Looked after children or previously looked after children.
2. Siblings.
3. Home to school distance (measured in a straight line).

Supplementary Form Required: No

Willersey C of E Primary School

Telephone: 01386 852646

Headteacher: Mr Mark Jackson

Email: admin@willersey.gloucs.sch.uk

Website: www.willerseyschool.org.uk

Address: Church Street, Willersey, Worcs. WR12 7PH

Category of School:	Primary
Status of School:	Voluntary Controlled
Age Range	4-11
Published Admission Number:	8
No. of pupils on roll Jan 2020:	61
Total No. of Preferences for Sept. 2020:	13
No. of 1st Preferences for September, 2020:	10

Admission Policy for September, 2021

1. Looked after children or previously looked after children
2. Siblings.
3. Home to school distance (measured in a straight line).

Supplementary Form Required: No

Winchcombe Abbey C of E Primary School

Telephone: 01242 602447

Headteacher: Mrs S Johnson

Email: admin@winchcombe-pri.gloucs.sch.uk

Website: www.winchcombe-pri.gloucs.sch.uk

Address: Back Lane, Winchcombe, Cheltenham, Gloucestershire, GL54 5PZ

Category of School:	Primary
Status of School:	Academy
Age Range	4-11
Published Admission Number:	60
No. of pupils on roll Jan 2020:	292
Total No. of Preferences for Sept. 2020:	55
No. of 1st Preferences for September, 2020:	39

Admission Policy for September, 2021

1. Looked after children or previously looked after children.
2. Children who have siblings attending Winchcombe Abbey Primary School when the younger child is admitted and whose parent(s) are resident in the Ancient Ecclesiastical Parish of Winchcombe. [A map of the Parish can be viewed in school]. (NB We define siblings as a brother or sister, half brother or sister, adopted brother or sister, step brother or sister, or the child of the parent/carer's partner, and in every case, the child must be living in the same family unit at the same address).
3. Children of full or part time salaried members of staff who are employed by Winchcombe Abbey C of E Primary School where:
 - the member of staff has been employed at the school for two or more years at the time at which the application for admission to the school is made.
4. Children of whom at least one parent is on the electoral roll of St Peter's Church, Winchcombe and who are resident in the Ancient Ecclesiastical Parish of Winchcombe. This should be

supported at the time of application, by a letter to the Chair of Governors, from the minister confirming the parents' Christian commitment and regular attendance at church. Regular attendance is defined as attendance at the principal act of worship on a Sunday at least once a month on average during the year prior to consideration of the application.

5. Other children of parents resident in the Ancient Ecclesiastical Parish of Winchcombe. [For a map of the Parish contact the school]
6. Children who have siblings attending Winchcombe Abbey Primary School when the younger child is admitted and whose parent(s) are NOT resident in the Ancient Ecclesiastical Parish of Winchcombe. [A map of the Parish can be viewed in school]. (NB We define siblings as a brother or sister, half brother or sister, adopted brother or sister, step brother or sister, or the child of the parent/carer's partner, and in every case, the child must be living in the same family unit at the same address)

If there are remaining places or in the event of oversubscription in any of the criteria above, places will be given to children with the strongest geographical claim, measured in a straight line from the Ordnance Survey address point of the child's home address (including flats) to the Ordnance Survey address point of the school, using the Local Authority's computerised measuring system, with those living closer to the school receiving the higher priority.

In the event of oversubscription and in the event of a tie between two or more children when applying criterion 5, (children with the strongest geographical claim, measured in a straight line from the Ordnance Survey point of the child's home address (including flats) to the Ordnance Survey point of the school, using the Local Authority's computerised measuring system, with those living closer to the school receiving the higher priority.) where there are not enough places available to offer all children a place at the school, the Governing Body will refer the cases to the Diocese of Gloucester Academy Trust for arbitration.

Supplementary Form Required: See criteria above

Withington C of E Primary School

Telephone: 01242 890349

Headteacher: Sonia Beames

Email: admin@withington.gloucs.sch.uk

Website: www.withington.gloucs.sch.uk

Address: High St, Withington, Gloucestershire GL54 4BQ

Category of School:	Primary
Status of School:	Voluntary Aided
Age Range	4-11
Published Admission Number:	6
No. of pupils on roll Jan 2020:	44
Total No. of Preferences for Sept. 2020:	13
No. of 1st Preferences for September, 2020:	8

Admission Policy for September, 2021

1. Looked after children or previously looked after children.
2. Children for whom only this particular school is appropriate due to an exceptional medical condition. Applications under this criterion will only be considered if they are supported at the time of application by a written statement to the Chair of Governors from the child's doctor. This must demonstrate that there is a very specific connection between the medical need and the facilities or resources of the school.
3. Children who have a sibling attending the school and who will continue to do so when the younger child is admitted. (A sibling is a brother or sister, half-brother or half-sister, adopted brother or adopted sister, step-brother or step-sister, or the child of the parent's/carer's partner. The child should be living in the same family unit at the same address.)

In the event of oversubscription in any of the above criterion, places will be allocated to children with the strongest geographical claim, measured in a straight line from the o/s point of the children's home address to the o/s point in the school. The measurement will be taken using the Local Authority's computerised measuring system, with those living closest to the school receiving highest priority.

Having applied the above, in the extremely unlikely event there is still a tie, priority will be given to the child who has the shortest journey to travel by footpath or road.

Supplementary Form Required: See criteria 2

Woodchester Endowed C of E Primary School

Telephone: 01453 872476

Headteacher: Mrs Lynn Pennington

Email: admin@woodchester.gloucs.sch.uk

Website: www.woodchester.gloucs.sch.uk

Address: Church Road, North Woodchester, Stroud. GL5 5PD

Category of School:	Primary
Status of School:	Voluntary Aided
Age Range	4-11
Published Admission Number:	20
No. of pupils on roll Jan 2020:	130
Total No. of Preferences for Sept. 2020:	61
No. of 1st Preferences for September, 2020:	24

Admission Policy for September, 2021

1. Children in Public Care (Looked After Children).
2. Children who will have a sibling attending Woodchester Endowed School and who will continue to do so when the younger child is admitted. A sibling is a brother or sister, half-brother or sister, adopted brother or sister, step brother or sister, or the child of the parent's/carer's partner, and in every case, the child must be living in the same family unit at the same address.
3. Children of families who live in the ecclesiastical parishes of Woodchester and Selsley, (a map may be inspected at the school), and whose parents have active connections* with St Mary's Church, Woodchester or All Saints Church, Selsley.
4. Children of families who live in the ecclesiastical parishes of Woodchester and Selsley.
5. Children of families who live outside the ecclesiastical parishes of Woodchester and Selsley, and whose parents have active connections* with a Church of England church.
6. Children of families who live outside the ecclesiastical parishes of Woodchester and Selsley, and whose parents have active connections* with any other Christian church, being a member of Churches Together in England.
7. Children for whom only Woodchester Endowed School is appropriate due to an exceptional medical condition**.
8. Children with the strongest geographical claim.

Where any particular category at points 1-7 is oversubscribed, criterion 8 (strongest geographical claim based on straight line distance) will be used to determine which child will be offered a place.

In the event of a tie between two or more children when applying criterion 8 (strongest geographical claim based on straight line distance) where there are not enough places available to offer all children a place at the school, a process of random allocation will be followed by the Governing Body (overseen by an independent person)

*Active connection: is defined as attending regular worship at the church. Regular worship is deemed to be attending at least once a month on average during the twelve months prior to consideration of the application. A letter clearly stating this connection should be provided to the Headteacher by no later than the application closing date of 15th January 2021.

**Exceptional medical condition: Applications under this criterion will only be considered if they are supported by a written statement from the child's doctor. This must demonstrate that there is a very specific connection between the medical need and the facilities or resources of this school.

Supplementary Form Required:	Yes see criteria above
Available From:	School Administrator
Date to be Returned:	15 th January, 2021
Where to be Returned:	School office

Woodmancote Primary School

Telephone: 01242 674312	Headteacher: Mr Gary Tucker
Email: admin@woodmancote.gloucs.sch.uk	
Website : www.woodmancoteschool.co.uk	
Address: Station Road, Woodmancote, Cheltenham, Gloucestershire, GL52 9HN	

Category of School:	Primary School
Status of School:	Community
Age Range	4-11
Published Admission Number:	60
No. of pupils on roll Jan 2020:	416
Total No. of Preferences for Sept. 2020:	210
No. of 1st Preferences for September, 2020:	79

Admission Policy for September, 2021

1. Looked after children or previously looked after children
2. Siblings.
3. Home to school distance (measured in a straight line).

Supplementary Form Required: No

Woodside Primary School

Telephone: 01594 542287	Headteacher: Mrs Mel Davis
Email: admin@woodside.gloucs.sch.uk	
Website: www.woodside.gloucs.sch.uk	
Address: Brierley Road, Denehurst, Ruardean Woodside, Glos GL17 9XP	

Category of School:	Primary
Status of School:	Community
Age Range	4-11
Published Admission Number:	17
No. of pupils on roll Jan 2020:	106
Total No. of Preferences for Sept. 2020:	18
No. of 1st Preferences for September, 2020:	6

Admission Policy for September, 2021

1. Looked after children or previously looked after children.
2. Siblings.
3. Home to school distance (measured in a straight line).

Supplementary Form Required: No

Woolaston Primary School

Telephone: 01594 529270

Executive Headteacher: Miss J Lane

Email: admin@woolaston.gloucs.sch.uk

Website : www.woolastonprimary.co.uk

Address: Netherend, Woolaston, Lydney, Gloucestershire, GL15 6PH

Category of School:	Primary School
Status of School:	Community
Age Range	4-11
Published Admission Number:	30
No. of pupils on roll Jan 2020:	173
Total No. of Preferences for Sept. 2020:	37
No. of 1st Preferences for September, 2020:	18

Admission Policy for September, 2021

1. Looked after children or previously looked after children.
2. Siblings.
3. Home to school distance (measured in a straight line).

Supplementary Form Required: No

Yorkley Primary School

Telephone: 01594 562201

Headteacher: Mrs Kate Burke

Email: admin@yorkley.gloucs.sch.uk

Website: www.yorkleyschool.co.uk

Address: Lydney Road, Yorkley, Lydney, Glos. GL15 4RR

Category of School:	Primary
Status of School:	Community
Age Range	4-11
Published Admission Number:	25
No. of pupils on roll Jan 2020:	135
Total No. of Preferences for Sept. 2020:	35
No. of 1st Preferences for September, 2020:	15

Admission Policy for September, 2021

1. Looked after children or previously looked after children.
2. Siblings.
3. Home to school distance (measured in a straight line).

Supplementary Form Required: No